

IP40 IK06 CE     

TIPOLOGIA | TYPOLOGY

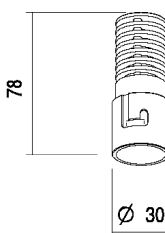
Incasso | Recessed

POSIZIONE INSTALLATIVA | INSTALLATION POSITION

A soffitto | Ceiling mounting

AMBIENTE INSTALLATIVO | INSTALLATION LOCATION

Interno | Indoor



GEA MINIMAL IP40 - XS

6,5W



kg 0,09

40 mm (con cassaforma)
(with housing box)50 mm (con cassaforma)
(with housing box)

CARATTERISTICHE ELETTRICHE | ELECTRICAL FEATURES

POTENZA ASSORBITA POWER CONSUMPTION	6,5W
ALIMENTAZIONE POWER SUPPLY	24Vdc
ALIMENTATORE POWER SUPPLY UNIT	24Vdc Non incluso Not included
COLLEGAMENTO CONNECTION	Parallelo Parallel

CARATTERISTICHE ILLUMINOTECNICHE | LIGHTING FEATURES

COLORE LED LED COLOUR	2700K, 3000K, 4000K
INDICE RESA CROMATICA CRI CRI	>90 (2700K, 3000K, 4000K)
BINNING	3 step MacAdam 3 MacAdam steps
OTTICHE OPTICS	10°, 36°, 60°
UGR	<19
FLUSSO REALE EMESSO - 3000K REAL OUTPUT FLUX	6,5W 408lm 36°
DURATA MEDIA LED AVERAGE LED LIFE	50.000h L80 B10

CARATTERISTICHE MECCANICHE | MECHANICAL FEATURES

PESO WEIGHT	Kg 0,09
FINITURE FINISHES	Bianco txt , Grigio txt, Nero txt txt White, txt Grey, txt Black
INSTALLAZIONE INSTALLATION	A incasso su cartongesso con cassaforma a rasare (non inclusa), viti per fissaggio della cassaforma al cartongesso (non incluse) Recessed flush-mounting on plasterboard with housing box (not included), screws for fixing of the housing box to the plasterboard (not included)
MATERIALE MATERIAL	Corpo in alluminio verniciato con cornice, lente in PMMA Varnished aluminium body with frame, PMMA lens


CARATTERISTICHE GENERALI | GENERAL FEATURES

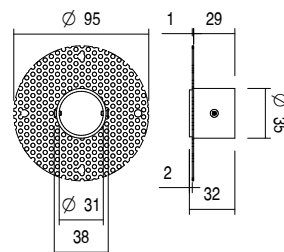
TEMPERATURA DI ESERCIZIO OPERATING TEMPERATURE	-10°C +45°C
GRADO DI PROTEZIONE INGRESS PROTECTION	IP40
GRADO DI RESISTENZA IMPACT RESISTANCE	IK06
GLOW WIRE TEST GLOW WIRE TEST	960°C
TEMPERATURA MASSIMA APPARECCHIO MAX. TEMPERATURE OF FIXTURE	50° @ Ta = 25°
CLASSE DI ISOLAMENTO APPLIANCE CLASS	III
CALPESTABILE WALKOVER	No
CARRABILE DRIVE OVER	No
SICUREZZA STANDARD STANDARD SAFETY	/
SICUREZZA FOTOBIOLOGICA PHOTOBIOLOGICAL SAFETY	GR1


NEW

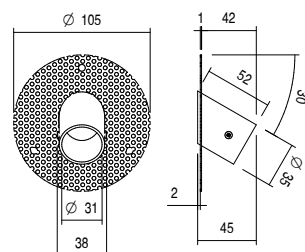
GEA MINIMAL IP40 - XS 24Vdc

ACCESSORI | ACCESSORIES

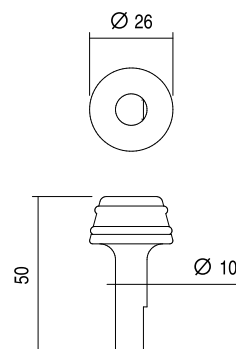
CODICE / CODE	CAG03
TIPOLOGIA / TYPOLOGY	Cassaforma Housing box  kg 0,025
MATERIALE MATERIAL	Acciaio inox e alluminio Stainless steel and aluminium



CODICE / CODE	CAO03
TIPOLOGIA / TYPOLOGY	Cassaforma Housing box  kg 0,025
MATERIALE MATERIAL	Acciaio inox e alluminio Stainless steel and aluminium



CODICE / CODE	CHGEA
TIPOLOGIA / TYPOLOGY	Estrattore Extractor
MATERIALE MATERIAL	PLA



FILTRI | FILTER

CODICE / CODE	HC
TIPOLOGIA / TYPOLOGY	Filtro Honeycomb Honeycomb filter

