


TECHNICAL DATA SHEET

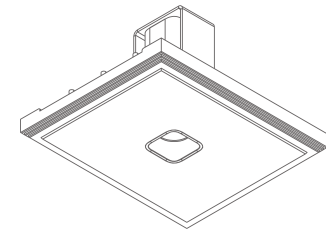
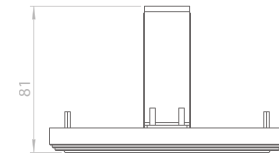
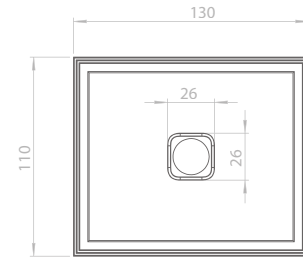
200CENT SQUARE 500LM FIX TRIMLESS IP20

INDOOR - INTERNO - INNENBEREICH - INTERIEUR - INTÉRIEUR - INTERIOR

Fix (not adjustable) 0° - 0°

 114x134 mm - h = 90 mm

Material : CALCYT® plaster



REF N° 200 BLACK

Black
Nero
Schwarz
Zwart
Noir
Negro



REF N° 200 WHITE

White
Bianco
Weiß
Wit
Blanc
Blanco

200CENT SQUARE IP20 500LM CRI 92




2200°K	2700°K	3000°K	4000°K
REF N° 520 28 530	REF N° 520 28 930	REF N° 520 28 830	REF N° 520 28 730

5,9 W - 500lm - 2 Step MacAdam - 
Serial wiring -  -  -  - 
Requires remote LED driver - 700mA
Perfect beam 24° - Ultra low glare (UGR < 13)

REMOTE LED DRIVER ON/OFF

REF N° 697 00 015 min.2W max. 32W

REF N° 697 00 025 min.2W max. 50W

230V/50Hz -  - current controlled
 -  - IP20 - 700mA - not dimmable

REMOTE LED DRIVER DIM




REF N° 697 60 040 min. 3W max. 60W
1-10V DALI PUSH

REF N° 697 77 010 min. 2W max. 10W PHASE DIM

REF N° 697 77 020 min. 11W max. 20W PHASE DIM

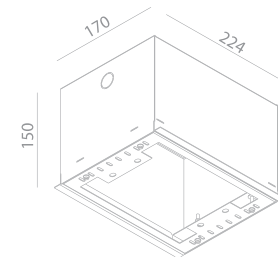
REF N° 697 30 015 min. 2W max. 20W DALI

REF N° 697 60 015 min. 2W max. 20W 1-10V PUSH

230V/50Hz -  - current controlled
 -  - IP20 - 700mA - dimmable

INSTALLATION KIT

STANDARD (included) installation system for ceiling 9 - 12 - 15 mm
REF N° 200 99 025 installation system for gypsum ceiling 25 mm
REF N° 200 99 030 installation system for gypsum ceiling 30 mm
REF N° 827 00 000 Concrete box 200CENT - Galvanized steel



BEAM ANGLES

STANDARD (included) beam angle 24°

