

TECHNICAL DATA SHEET

200CENT SQUARE 250LM FIX TRIMLESS IP20

INDOOR - INTERNO - INNENBEREICH - INTERIEUR - INTÉRIEUR - INTERIOR

Fix (not adjustable) 0° - 0°

 114x134 mm - h = 90 mm

Material : CALCYT® plaster



REF N° 200 BLACK

Black
Nero
Schwarz
Zwart
Noir
Negro





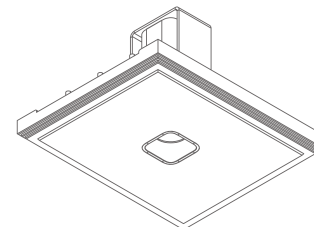
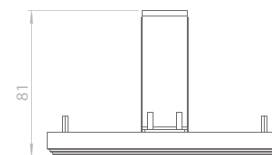
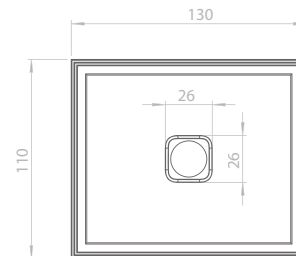
REF N° 200 WHITE

White
Bianco
Weiß
Wit
Blanc
Blanco

200CENT SQUARE IP20 250LM CRI 92

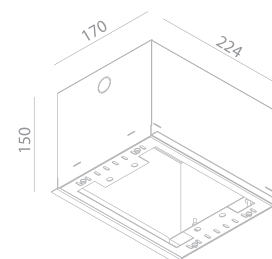
2200°K	2700°K	3000°K	4000°K
REF N° 520 27 530	REF N° 520 27 930	REF N° 520 27 830	REF N° 520 27 730

3W - 250lm - 2 Step MacAdam - 
Serial wiring -  -  -  - 
Requires remote LED driver - 1050mA
Narrow beam 12° - Ultra low glare (UGR < 13)



INSTALLATION KIT

- STANDARD** (included) installation system for ceiling 9 - 12 - 15 mm
- REF N° 200 99 025** installation system for gypsum ceiling 25 mm
- REF N° 200 99 030** installation system for gypsum ceiling 30 mm
- REF N° 827 00 000** Concrete box 200CENT - Galvanized steel






BEAM ANGLES

STANDARD (included) beam angle 12°

REMOTE LED DRIVER ON/OFF




REF N° 697 00 015 min.2W max. 39W

REF N° 697 00 025 min.2W max. 50W

230V/50Hz -  - current controlled
 -  - IP20 - 1050mA - not dimmable

REMOTE LED DRIVER DIM

REF N° 697 60 025 min. 2W max. 60W
1-10V DALI PUSH

230V/50Hz -  - current controlled
 -  - IP20 - 1050mA - dimmable

