

TECHNICAL DATA SHEET

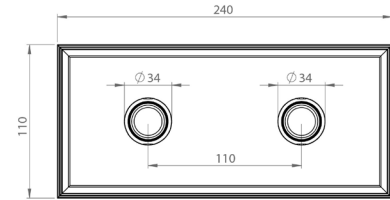
200CENT ROUND 2x250LM TWIN ADJ TRIMLESS IP20

INDOOR - INTERNO - INNERBEREICH - INTERIEUR - INTÉRIEUR - INTERIOR

Adjustable 0° - 25°

114x244 mm - h = 100 mm

Material: CALCYT® plaster



Ref N° 200 BL CR



Black Chrome - Nero Cromo
Schwarz Chrom - Zwart Chrom
Noir Chrome - Negro Cromo

Ask for a bespoke solution or your favorite RAL color

Chiedere una soluzione personalizzata con il vostro colore RAL preferito

Fragen Sie nach einer individuellen Lösung oder Ihrer Lieblings-RAL-Farbe

Vraag om een niet standaard afwerking of je favoriete RAL kleur

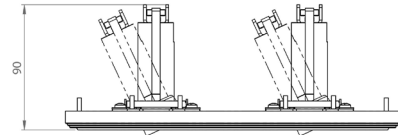
Demandez une solution sur mesure ou votre couleur RAL préférée

Solicite una solución a medida o su color favorito de la carta RAL

200CENT ROUND TWIN ADJ 2x250LM CRI 92

| 2200°K | 2700°K | 3000°K | 4000°K |
|----------------------|----------------------|----------------------|----------------------|
| REF N° 532 27 530 | REF N° 532 27 930 | REF N° 532 27 830 | REF N° 532 27 730 |

2x3 W - 2x250LM - 2 step MacAdam - **A+**
Serial wiring - - - -
Requires remote LED driver - 1050mA
Standard narrowbeam 12° - Optional 8° beam
Ultra low glare (UGR < 13)



Ref N° 200 BL BL

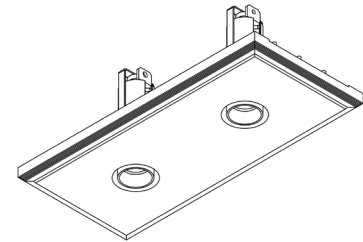


Black Black - Nero Nero
Schwarz Schwarz - Zwart Zwart
Noir Noir - Negro Negro

Ref N° 200 WH BL



White Black - Bianco Nero
Weiß Schwarz - Wit Zwart
Blanc Noir - Bianco Negro



Ref N° 200 BL WH



Black White - Nero Bianco
Schwarz Weiß - Zwart Wit
Noir Blanc - Negro Bianco

Ref N° 200 WH WH



White White - Bianco Bianco
Weiß Weiß - Wit Wit
Blanc Blanc - Bianco Bianco

INSTALLATION KIT

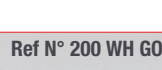
STANDARD (included) installation system for ceiling 9 - 12 - 15 mm
REF N° 200 99 025 installation system for gypsum ceiling 25 mm
REF N° 200 99 030 installation system for gypsum ceiling 30 mm
REF N° 856 00 000 Concrete box 200Cent Twin - Galvanized steel

Ref N° 200 BL GO



Black Gold - Nero Oro
Schwarz Gold - Zwart Goud
Noir Or - Negro Oro

Ref N° 200 WH GO



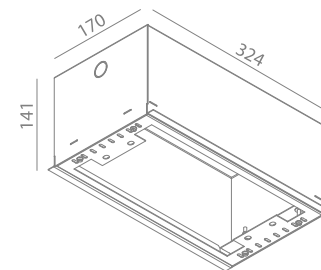
White Gold - Bianco Oro
Weiß Gold - Wit Goud
Blanc Or - Bianco Oro

REMOTE LED DRIVER ON/OFF

REF N° 697 00 015 min.2W max. 39W

REF N° 697 00 025 min.2W max. 50W

230V/50Hz - - current controlled
 - - IP20 - 1050mA - not dimmable



Ref N° 200 BL CO



Black Copper - Nero Rame
Schwarz Kupfer - Zwart Koper
Noir Cuivre - Negro Cobre

Ref N° 200 WH CO



White Copper - Bianco Rame
Weiß Kupfer - Wit Koper
Blanc Cuivre - Bianco Cobre

REMOTE LED DRIVER DIM

REF N° 697 60 025 min.3W max. 60W

1-10V DALI PUSH

REF N° 697 70 050 min 2W max 45W PHASE DIM

230V/50Hz - - current controlled
 - - IP20 - 1050mA - dimmable

BEAM ANGLES

STANDARD (included) beam angle 12°
REF N° 203 20 008 (option) beam angle 8°