




































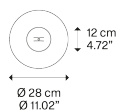
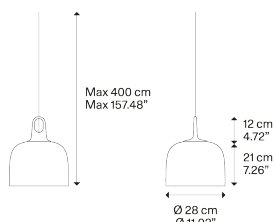
## JIM bell, cone and cylinder, Design by Patrick Norguet

### Model JIM bell

Immediate function, uncomplicated style, durable materials, modular at will. Inspired by the abat-jours of the ateliers of the early 1900s, JIM is a system of suspension lamps with distinctive shapes and a versatile composition that suits any interiors and living environment. JIM's versatility is further enhanced by the colour range: the four different finishes for the shades can be combined with the three different suspension hook hues as desired.



JIM bell	Light source	Outside diffuser: Metal	Inside diffuser: Metal	Hook : Methacrylate	Code
	E27 A60 LED 1 x 25 W	 Matte White – 9010	 Matte White – 9010	 Grey	16921 2300
	Bulb not included	 Matte White – 9010	 Matte White – 9010	 Honey	16921 6300
		 Matte White – 9010	 Matte White – 9010	 Turquoise	16921 8200
		 Matte Black – 9005	 Matte White – 9010	 Grey	16921 2800
		 Matte Black – 9005	 Matte White – 9010	 Honey	16921 6600
		 Matte Black – 9005	 Matte White – 9010	 Turquoise	16921 8500
		 Matte Champagne	 Matte White – 9010	 Grey	16921 2700
		 Matte Champagne	 Matte White – 9010	 Honey	16921 6500
		 Matte Champagne	 Matte White – 9010	 Turquoise	16921 8400
		 Coppery Bronze	 Matte White – 9010	 Grey	16921 2400
		 Coppery Bronze	 Matte White – 9010	 Honey	16921 6400
		 Coppery Bronze	 Matte White – 9010	 Turquoise	16921 8300




Net weight: 1.90 kg

Parcels: 2



IP20

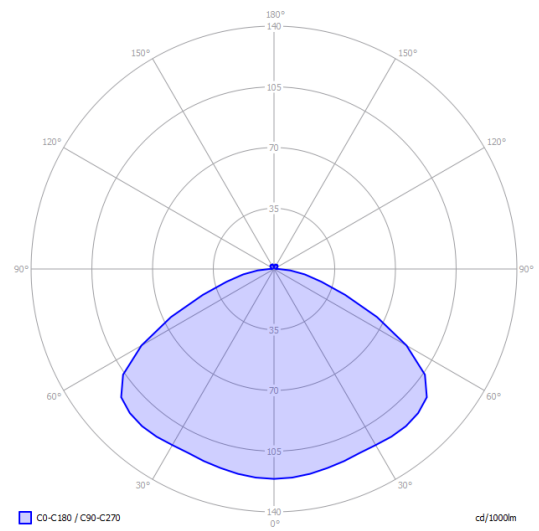
Energy Saving Dim 

Cluster suspension lamps must be installed on a *canopy*: find out more on [lodes.com/en/canopies](https://lodes.com/en/canopies)


JIM bell

Polar diagram

E27 A60 LED  
1 x 25 W



## Options of JIM bell, cone and cylinder



JIM cone

JIM cylinder

JIM dome