

Single Canopies

Model Single Mini

Single canopies are ideal for highlighting the corner of a room or enhancing single light sources. They can also be used to create multiple custom combinations on high ceilings or in situations which do not allow lights to be grouped in a cluster.



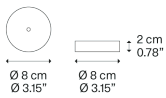
Single Mini






System

Single System

Structure: Metal

Code



	Matte White – 9010	R02L01 1000
	Matte Black – 9005	R02L01 2000
	Coppery Bronze	R02L01 3500
	Chrome	R02L01 4000
	Matte Champagne	R02L01 4500

Net weight: 0.13 kg

Parcels: 1

CE

IP20

Options of Single Canopies



Recessed Micro



Wall Standard



Single Standard