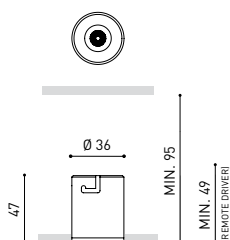




## DIMENSIONS



## ACCESSORIES



TRIMLESS ACCESSORY  
(MANDATORY)

## AWARDS



Name	SHOT LIGHT TRIMLESS CRI 90 38° 3000K W
Reference	A2690121W
Color	White
RAL	Colour in the mass looks alike RAL 9016
Category	CEILING RECESSED

## PRODUCT

Light source	LED
Gross luminous flux	210 Lm
Power	2,1 W
Power values of the system	3,23 W
Colour temperature	3000 K
Colour Rendering Index	CRI>90
Chromatic stability	MacAdam Step 3
Light beam angle	38°
Lighting efficiency	92%
Efficacy	100 Lm/W
Current intensity	700 mA
Dimming	No Dim - Other DIM, please consult
Control through bluetooth	Please Consult
Driver	Included - Connected
Emergency power supply	Please Consult
Electrical insulation class	□
Voltage	220 V/240 V
Frequency	50/60 Hz
Energy efficiency	A++
LED lifespan	L80B10 (Tc=85°C) >60.000h

## LIGHTING INFORMATION

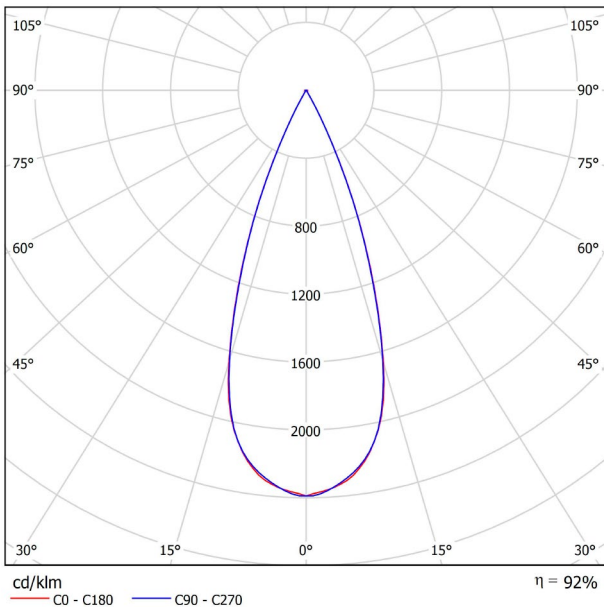
## OTHER DATA

Ingress Protection	IP20
Recess measurements	Ø43 mm.
Weight	100 g.
Packaged weight	120 g.
Packaging dimensions	77 × 70 × 53 mm
Units per package	1
Materials	Aluminium / Acrylonitrile Butadiene Styrene / Polycarbonate

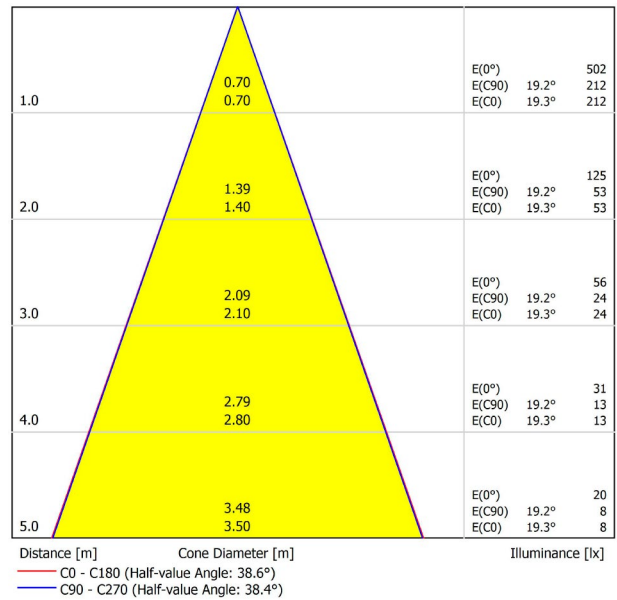


A luminary conceived to be a small, discreet point of light in the ceiling that hides the illumination source from sight and aims to offer maximum visual comfort. In order to achieve this, it has an anti-glare screen and a specifically designed micro-reflector that generates a perfectly defined light beam.

POLAR DIAGRAM



CONICAL DIAGRAM



UGR

Glare Evaluation According to UGR												
ρ Ceiling	70	70	50	50	30	70	70	50	50	30	30	
ρ Walls	50	30	50	30	30	50	30	50	30	30	20	
ρ Floor	20	20	20	20	20	20	20	20	20	20	20	
Room Size X Y		Viewing direction at right angles to lamp axis					Viewing direction parallel to lamp axis					
2H	2H	-4.5	-3.9	-4.3	-3.7	-3.5	-4.4	-3.7	-4.1	-3.5	-3.3	
	3H	-0.7	-0.2	-0.5	0.1	0.3	-0.9	-0.3	-0.6	-0.1	0.1	
	4H	1.1	1.6	1.4	1.9	2.1	1.2	1.7	1.5	2.0	2.2	
	6H	3.2	3.7	3.5	4.0	4.3	3.5	4.0	3.8	4.3	4.6	
	12H	5.9	6.3	6.2	6.6	6.9	6.0	6.5	6.4	6.8	7.1	
4H	2H	-3.4	-2.8	-3.1	-2.6	-2.3	-3.3	-2.7	-3.0	-2.5	-2.2	
	3H	0.5	0.9	0.8	1.2	1.5	0.5	1.0	0.9	1.3	1.6	
	4H	2.5	2.9	2.9	3.2	3.6	2.7	3.1	3.1	3.4	3.8	
	6H	4.8	5.2	5.2	5.5	5.9	5.2	5.5	5.6	5.9	6.2	
	12H	6.3	6.6	6.7	6.9	7.3	6.4	6.7	6.8	7.1	7.5	
8H	4H	3.5	3.8	3.9	4.2	4.6	3.6	3.9	4.1	4.3	4.7	
	6H	6.1	6.3	6.5	6.7	7.1	6.3	6.5	6.7	6.9	7.4	
	8H	7.6	7.8	8.1	8.2	8.7	7.7	7.9	8.2	8.3	8.8	
	12H	9.3	9.4	9.7	9.9	10.4	9.4	9.5	9.9	10.0	10.5	
	12H	4H	3.8	4.0	4.2	4.4	4.8	3.9	4.1	4.3	4.5	5.0
6H		6.4	6.6	6.9	7.0	7.5	6.6	6.8	7.1	7.2	7.7	
8H		8.1	8.2	8.5	8.7	9.2	8.2	8.3	8.6	8.8	9.3	
Variation of the observer position for the luminaire distances S												
S = 1.0H		+0.4 / -0.2					+0.4 / -0.2					
S = 1.5H	+0.9 / -0.5					+0.9 / -0.4						
S = 2.0H	+1.6 / -0.6					+1.6 / -0.6						
Standard table	---					---						
Correction Summand	---					---						
Corrected Glare Indices referring to 210lm Total Luminous Flux												

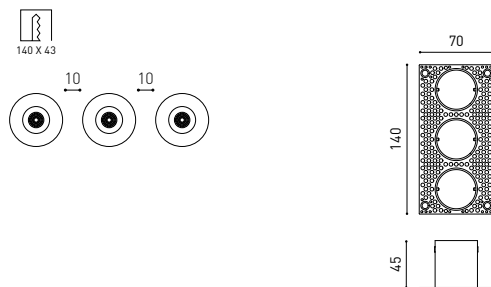
**SHOT LIGHT Trimless Accessory** **A269-00-00**



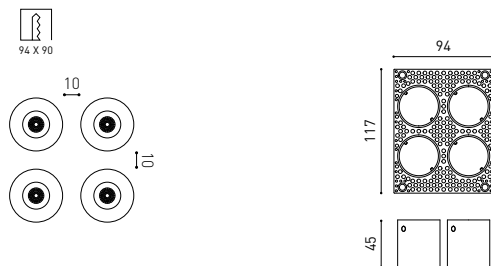
**SHOT LIGHT Trimless Accessory 2** **A269-00-01**



**SHOT LIGHT Trimless Accessory 3** **A269-00-02**



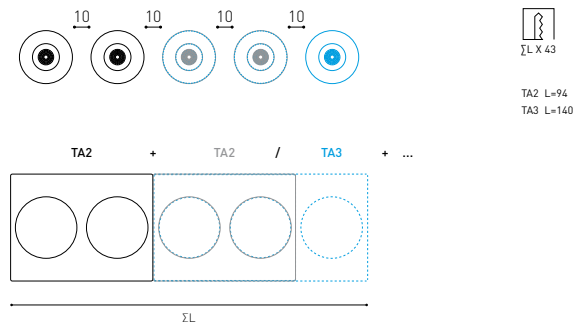
**SHOT LIGHT Trimless Accessory 2x2** **A269-00-03**



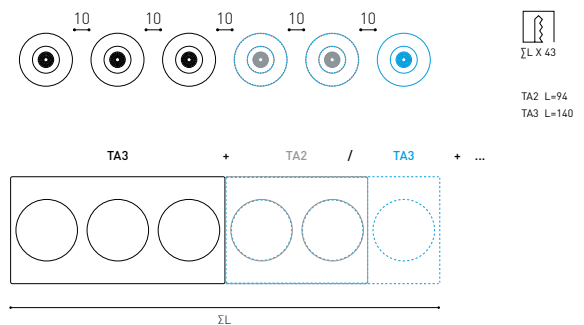
## CUSTOM LAYOUT EXAMPLES

FOR EQUIDISTANT COMPOSITIONS

**Trimless Accessory 2 + Trimless Accessory 2 / Trimless Accessory 3**

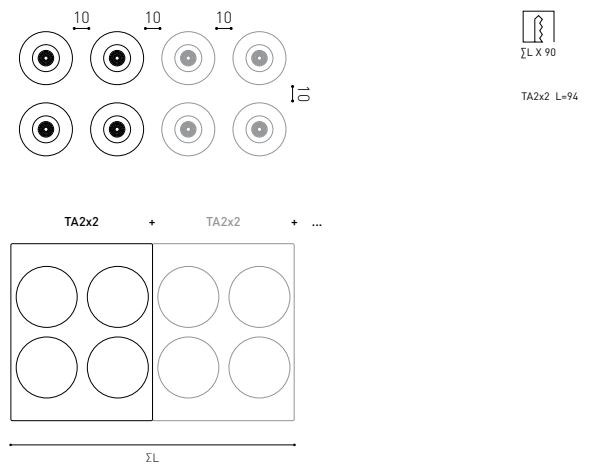


**Trimless Accessory 3 + Trimless Accessory 2 / Trimless Accessory 3**



**Trimless Accessory 2x2 + Trimless Accessory 2x2**

THE "TA2X2" FRAME IS ONLY COMPATIBLE WITH FURTHER "TA2X2" FRAMES



MATERIAL | IRON | COATING | ZINC PLATED |