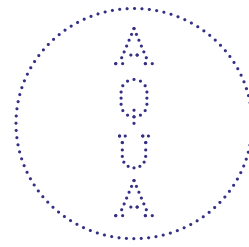


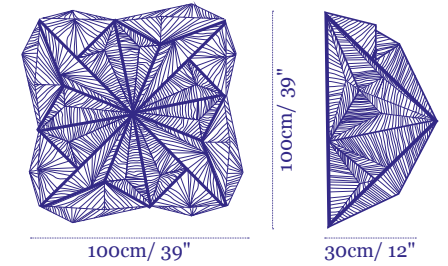
Zooid 1M

Wall Ceiling lamp

May 2018




Aqua Creations
Lights That Matters



- 1 Screw the light source ring into the white wall and power it. Screw in 12x LED E27 12W bulbs



- 2 Screw the metal black structure to the wall or ceiling



- 3 With the small black screws attach the silk frames into the structure. Make sure you use all screws.



- 4 Enjoy!

