

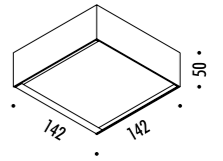


The sizes are expressed in millimeters.

DESIGN DAVIDE GROPPI - ALBERTO ZATTIN - 2011  
LAMPADA DA PARETE - METALLO - VETRO  
WALL LAMP - METAL - GLASS

TOAST LED

CE IP 20



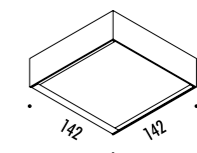
165001-27	CROMO LUCIDO / POLISHED CHROME - 2700K	110-240 V - 50/60 Hz - 12 W LED - 743 lm - CRI>80 NON DIMMERABILE NOT DIMMABLE
165003-27	BIANCO OPACO / MATT WHITE - 2700K	
165004-27	NERO OPACO / MATT BLACK - 2700K	
165008-27	OTTONE SPAZZOLATO / BRUSHED BRASS - 2700K	
165014-27	CROMO SPAZZOLATO / BRUSHED CHROME - 2700K	




DESIGN DAVIDE GROPPI - ALBERTO ZATTIN - 2001  
LAMPADA DA PARETE - METALLO - VETRO  
WALL LAMP - METAL - GLASS

TOAST

CE IP 20 0.5 m



104601	CROMO LUCIDO / POLISHED CHROME	TOAST ECO LED 100-240 V - 50/60 Hz - MAX 100 W - R7s LAMPADINA LED OBBLIGATORIA NON INCLUSA COMPULSORY LED BULB NOT INCLUDED	
104603	BIANCO OPACO / MATT WHITE		
104604	NERO OPACO / MATT BLACK		
104608	OTTONE SPAZZOLATO / BRUSHED BRASS		
104614	CROMO SPAZZOLATO / BRUSHED CHROME		
51970010		ECO LED - 11 W - 3000K - 1200 lm - CRI 80 - NOT DIMMABLE - EFFICIENCY A+	NOT INCLUDED
50000036		ECO LED - 10 W - 2700K - 1250 lm - CRI 80 - NOT DIMMABLE - EFFICIENCY A++	NOT INCLUDED