


Puzzle Twist, design by Studio Italia Design, 2014

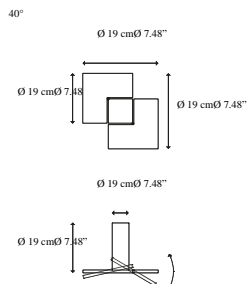
Ceiling

A clear-cut geometry that plays on the effect of overlapping square shapes. Thanks to its two swivel joints, Puzzle Twist can be adjusted at will to create suggestive plays of light on the walls and ceilings, making for a truly personalised atmosphere.



Percentuale + 200% Tra disegno riga e quota 7 px tra un disegno e l'altro 20 px

Puzzle Twist



Light source

- LED
- 3000 K
- 2 x 17W | 3600 lm
- 220-240V
- CRI 92
- MacAdam 3-Step

LED and driver included

Frame Aluminium

● Matte White 9016

Diffuser:

—

Code

146012

LED

- 2700 K
- 2 x 17W | 3400 lm
- 220-240V
- CRI 92
- MacAdam 3-Step

LED and driver included

● Matte White 9016

—

146011

Net weight: 2.47 kg

Gross weight: 3.28 kg

Parcels: N°1

Volume: 0.031 m³



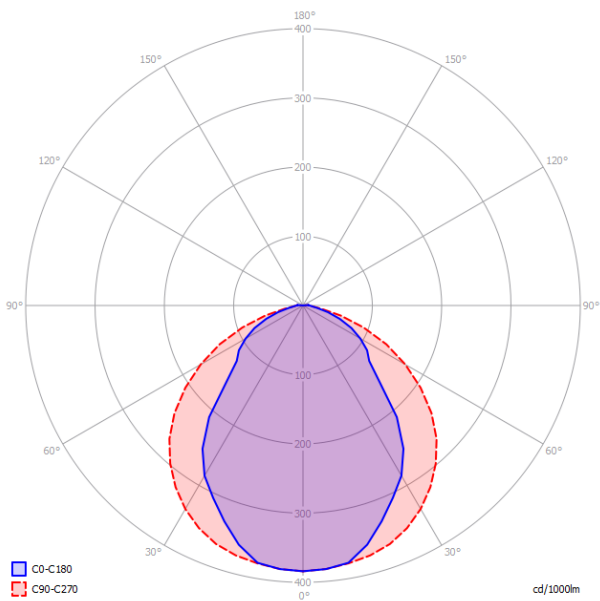
IP20

Energy Saving

Dim Triac

LODES

Polar diagram



Puzzle Twist

- LED
- 2700 K
 - 2 × 17W | 3400 lm
 - 220-240V
 - CRI 92
 - MacAdam 3-Step

LED and driver included

- LED
- 3000 K
 - 2 × 17W | 3600 lm
 - 220-240V
 - CRI 92
 - MacAdam 3-Step

LED and driver included

Other applications of Puzzle Twist



Wall