


Puzzle Twist,
design by Studio Italia Design, 2014

Wall

A clear-cut geometry that plays on the effect of overlapping square shapes. Thanks to its two swivel joints, Puzzle Twist can be adjusted at will to create suggestive plays of light on the walls and ceilings, making for a truly personalised atmosphere.



Puzzle Twist	Light source	Frame Aluminium	Diffuser:	Code
	LED • 3000 K • 1 x 17W 1800 lm • 220-240V • CRI 92 • MacAdam 3-Step LED and driver included	● Matte White 9016	—	146010
	LED • 2700 K • 1 x 17W 1700 lm • 220-240V • CRI 92 • MacAdam 3-Step LED and driver included	● Matte White 9016	—	146009

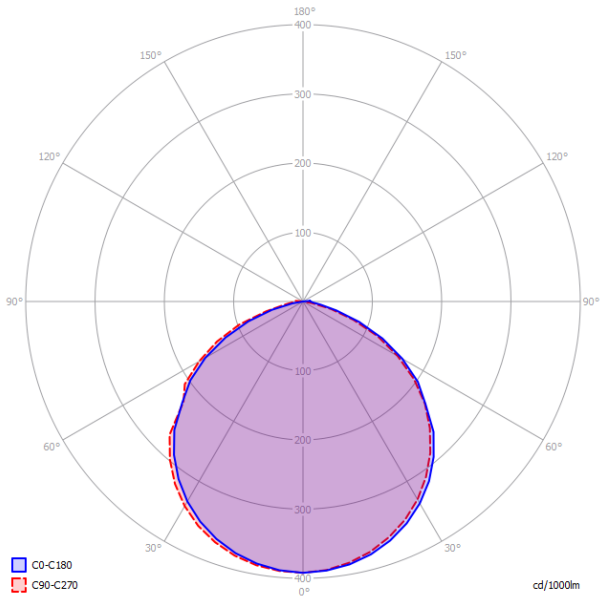
Net weight: 0.88 kg	Gross weight: 1.39 kg	Parcels: N°1	Volume: 0.013 m³
---------------------	-----------------------	--------------	------------------

CE	ERC	IP20	Energy Saving	Dim Triac
----	-----	------	---------------	-----------

LODES

Polar diagram


Puzzle Twist



- LED
- 2700 K
 - 1 × 17W | 1700 lm
 - 220-240V
 - CRI 92
 - MacAdam 3-Step
- LED and driver included

- LED
- 3000 K
 - 1 × 17W | 1800 lm
 - 220-240V
 - CRI 92
 - MacAdam 3-Step
- LED and driver included

Other applications of Puzzle Twist



Ceiling