

Image not found or type unknown




Puzzle, design by Studio Italia Design, 2014

Ceiling

Essential forms in metal, square and rectangular, which seem to disappear in the ceiling or wall. In Puzzle lamps, light becomes the feature element of living spaces, creating soft, geometric effects.

Image not found or type unknown



Puzzle Single Square	Light source	Frame Aluminium	Diffuser:	Code
	LED			146004
	<ul style="list-style-type: none"> • 3000 K • 1 x 17W 1800 lm • 220-240V • CRI 92 • MacAdam 3-Step 			
	LED and driver included			146031
	LED			
<ul style="list-style-type: none"> • 2700 K • 1 x 17W 1700 lm • 220-240V • CRI 92 • MacAdam 3-Step 			146008	
LED and driver included				

Net weight: 1.16 kg

Gross weight: 1.67 kg

Parcels: N°1

Volume: 0.013 m³

Image Image Image Image Image

Image not found or type unknown



Puzzle Double Square	Light source	Frame Aluminium	Diffuser:	Code
	LED			146003
	<ul style="list-style-type: none"> • 3000 K • 2 x 17W 3600 lm • 220-240V • CRI 92 • MacAdam 3-Step LED and driver included			
	LED			146007
	<ul style="list-style-type: none"> • 2700 K • 2 x 17W 3400 lm • 220-240V • CRI 92 • MacAdam 3-Step LED and driver included			
				146032


Net weight: 2.00 kg	Gross weight: 2.68 kg	Parcels: N°1	Volume: 0.015 m³
---------------------	-----------------------	--------------	------------------



Puzzle Square & Rectangle	Light source	Frame Aluminium	Diffuser:	Code
	LED			146002
	<ul style="list-style-type: none"> • 3000 K • 2 x 17W 3600 lm • 220-240V • CRI 92 • MacAdam 3-Step LED and driver included			
	LED			146006
	<ul style="list-style-type: none"> • 2700 K • 2 x 17W 3400 lm • 220-240V • CRI 92 • MacAdam 3-Step LED and driver included			
				146034

Net weight: 2.85 kg	Gross weight: 3.64 kg	Parcels: N°1	Volume: 0.021 m³
---------------------	-----------------------	--------------	------------------






Puzzle Double Rectangle	Light source	Frame Aluminium	Diffuser:	Code
	LED			146001
	<ul style="list-style-type: none"> • 3000 K • 2 x 17W 3600 lm • 220-240V • CRI 92 • MacAdam 3-Step 			
	LED and driver included			146037
	LED			
	LED			146005
	<ul style="list-style-type: none"> • 2700 K • 2 x 17W 3400 lm • 220-240V • CRI 92 • MacAdam 3-Step 			
	LED and driver included			146036
	LED			

Net weight: 3.69 kg	Gross weight: 4.61 kg	Parcels: N°1	Volume: 0.028 m³
---------------------	-----------------------	--------------	------------------



Polar diagram



Puzzle Single Square

- LED
- 2700 K
 - 2 x 17W | 3400 lm
 - 220-240V
 - CRI 92
 - MacAdam 3-Step
- LED and driver included


- LED
- 3000 K
 - 2 x 17W | 3600 lm
 - 220-240V
 - CRI 92
 - MacAdam 3-Step
- LED and driver included

Image not found or type unknown



Polar diagram

Puzzle Double Square




- LED
- 2700 K
 - 2 x 17W | 3400 lm
 - 220-240V
 - CRI 92
 - MacAdam 3-Step
- LED and driver included

- LED
- 3000 K
 - 2 x 17W | 3600 lm
 - 220-240V
 - CRI 92
 - MacAdam 3-Step
- LED and driver included


Polar diagram

Puzzle Square & Rectangle




- LED
- 2700 K
 - 2 x 17W | 3400 lm
 - 220-240V
 - CRI 92
 - MacAdam 3-Step
- LED and driver included

- LED
- 3000 K
 - 2 x 17W | 3600 lm
 - 220-240V
 - CRI 92
 - MacAdam 3-Step
- LED and driver included



Polar diagram


Puzzle Double Rectangle



- LED
- 2700 K
 - 2 × 17W | 3400 lm
 - 220-240V
 - CRI 92
 - MacAdam 3-Step
- LED and driver included

- LED
- 3000 K
 - 2 × 17W | 3600 lm
 - 220-240V
 - CRI 92
 - MacAdam 3-Step
- LED and driver included

Other applications of Puzzle



Wall