

Sky-Fall, design by Studio Italia Design, 2014

Suspension

In Sky-Fall, the traditional glass processing techniques embrace the most advanced LED technologies. The shape of Sky-Fall captures the imagination in its reminiscence of ancient decanters in precious blown glass. Its function amazes thanks to the innovative double LED source that diffuses direct and indirect light. Available in two sizes and in five finishes, Sky-Fall decorates both when it is on and when it is off.



Sky-Fall Medium	Light source	Frame: Aluminium	Diffuser: Blown Glass	Code
	LED <ul style="list-style-type: none"> • 2700 K • 2 x 10W 1815 lm • 350 mA • CRI 95 • MacAdam 3-Step LED and driver included	() Chrome	● Glossy Copper	148002
		() Chrome	● Crystal	148001
		() Chrome	() Chrome	148005
		() Chrome	● Rose Gold	148008
		() Chrome	● Glossy Smoke	148009

Net weight: 1.65 kg

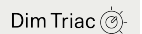

Gross weight: 3.42 kg

Parcels: N°2

Volume: 0.050 m³



IP20



Sky-Fall Large	Light source	Frame: Aluminium	Diffuser: Blown Glass	Code
	LED <ul style="list-style-type: none"> • 2700 K • 2 x 10W 1815 lm • 350 mA • CRI 95 • MacAdam 3-Step LED and driver included	() Chrome	● Glossy Copper	148004
		() Chrome	● Crystal	148003
		() Chrome	() Chrome	148006
		() Chrome	● Rose Gold	148007
		() Chrome	● Glossy Smoke	148010

Net weight: 3.05 kg

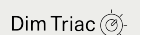
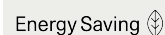
Gross weight: 6.26 kg

Parcels: N°2

Volume: 0.107 m³



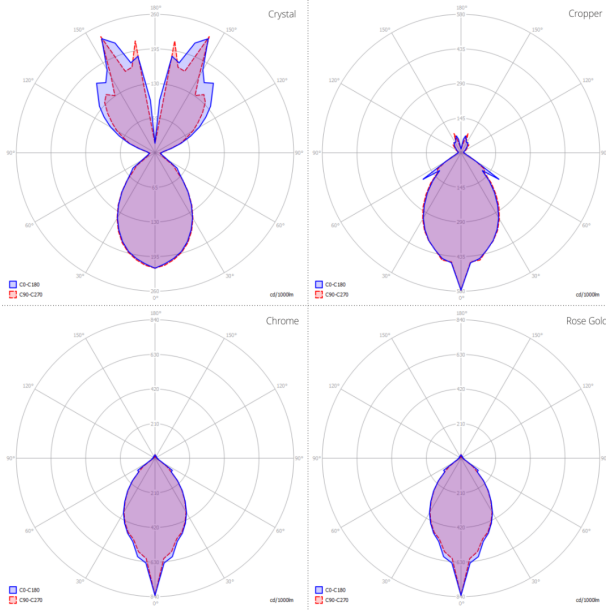
IP20



LODES

Polar diagram

Sky-Fall Medium

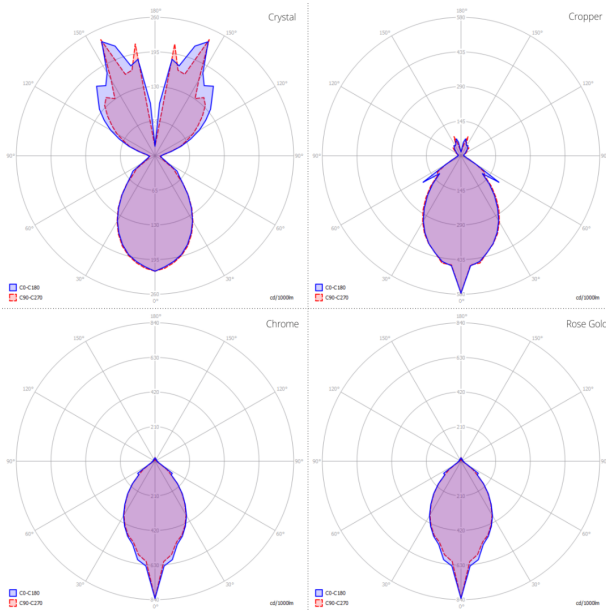


- LED
- 2700 K
- 2 × 10W | 1815 lm
- 350 mA
- CRI 95
- MacAdam 3-Step

LED and driver included

Polar diagram

Sky-Fall Large



- LED
- 2700 K
- 2 × 10W | 1815 lm
- 350 mA
- CRI 95
- MacAdam 3-Step

LED and driver included