

MINILED A QX120

Adjustable downlights

design Lapo Grassellini



The Miniled range of extractable, recessed fixtures offers high performance in extremely compact dimensions. The movement of the head allows wide orientation of the light output, in a fixture with minimal and sophisticated design.

La gamma di incassi estraibili Minileda offre alte prestazioni in dimensioni estremamente compatte. Il movimento della testa permette un'ampia direzionalità del flusso luminoso, in un apparecchio dal design minimale e sofisticato.

La gamme d'encastrables amovibles Minileda offre des prestations élevées dans des dimensions extrêmement compactes. Le mouvement de la tête permet une grande directionnalité du flux lumineux, dans un appareil au design minimaliste et sophistiqué.

105x58mm



IP20 made in Italy

Die ausziehbaren Einbauleuchten der Serie Minileda bieten hohe Leistung bei extrem kompakten Abmessungen. Die Bewegung des Kopfes ermöglicht eine breite Ausrichtung des Lichtstroms, in einer Leuchte mit einem minimalistischen und anspruchsvollen Design.

La gama de luminarias empotrables extraíbles Minileda ofrece altos rendimientos en dimensiones extremadamente compactas. El movimiento del cabezal permite una amplia direccionalidad del flujo luminoso, en un aparato de diseño minimalista y sofisticado.

Supply current

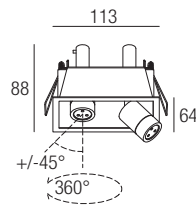
350mA (V, 2x8,7V)

Power

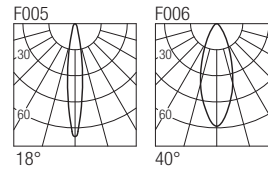
2x3W

Series wiring

Dimensions



Photometric diagrams

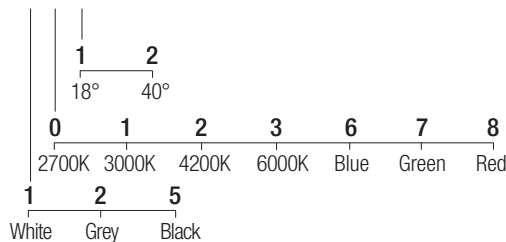


CCT/CRI/Flux (2x)

2700K	267lm
3000K	279lm
4200K	309lm
6000K	342lm

Code construction

MLDQX12 X X X



Drivers

or/off	dimmable
AL1034 (1) 30mm IP20	AL4000 (1.2) 72mm IP20 PUSH 1..10V
AL1035 (1) 40mm IP20	AL4051 (1.2) 72mm IP20 DALI
AL1037 (1.2) 55mm IP20 S.P.	AL4053 (1.2) 60mm IP20 IGBT-TRIAC
AL9011 (1.2) 60mm IP67	