

## Kite

ref. **KT06G**

Wall lamp  
Aplique

[Click here to download:](#)  
3D/2D, pictures, photometric curves  
and assembly instructions


[Clica aquí para descargar:](#)  
3D/2D, fotografías, curvas fotométricas  
e instrucciones de montaje

SIMETECH® by arturo alvarez

INTERIOR  
DESIGN  
**BEST  
OF  
YEAR 2014**

Innovative translucent shading  
lighting solution

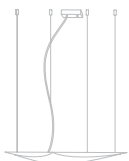
138cm | 54,3in



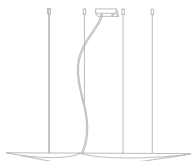
123cm | 48,4in

9cm | 3,5in

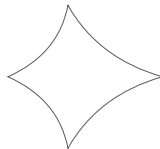
### Kite Collection



KT04



KT04G



KT06G



KT06


### MATERIAL FINISHES MATERIALES Y ACABADOS

#### LAMPSHADE

##### TULIPA

SIMETECH® by arturo alvarez

One colour to choose  
Un color a elegir



#### SUPPORT

##### SOPORTE

Painted steel  
Acero pintado

Dimmable  
Regulable

### LIGHT SOURCE FUENTE DE LUZ

#### 230V - 50Hz

⇐⇒ G5 - Max. 4x24 W

#### 120V - 60Hz

⇐⇒ T5 HO Bi-pin - 4x24 W

#### ENERGY EFFICIENCY

##### EFICIENCIA ENERGÉTICA

from A+ to B  
desde A+ a B

### OTHER TECHNICAL DATA OTROS DATOS TÉCNICOS

#### PACKAGING

##### EMBALAJE

100x101x12cm | 39,4x39,8x4,7in  
10kg | 22lb

#### ELECTRICAL FEATURES

##### CARACTERÍSTICAS ELÉCTRICAS



#### CERTIFICATIONS

##### CERTIFICACIONES



## Kite

ref. **KT06G-D**

**DIMMABLE**

Wall lamp  
Aplique

[Click here to download:](#)  
3D/2D, pictures, photometric curves  
and assembly instructions


[Clica aquí para descargar:](#)  
3D/2D, fotografías, curvas fotométricas  
e instrucciones de montaje

SIMETECH® by arturo alvarez

INTERIOR  
DESIGN  
**BEST  
OF  
YEAR 2014**

Innovative translucent shading  
lighting solution

138cm | 54,3in

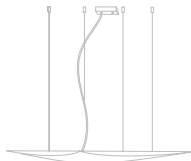


123cm | 48,4in

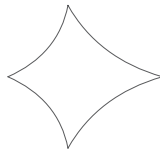
### Kite Collection




KT04



KT04G



KT06G



KT06

### MATERIAL FINISHES MATERIALES Y ACABADOS

#### LAMPSHADE TULIPA

SIMETECH® by arturo alvarez

One colour to choose  
Un color a elegir



#### SUPPORT SOPORTE

Painted steel  
Acero pintado

Dimmable  
Regulable

### LIGHT SOURCE FUENTE DE LUZ

#### 230V - 50Hz

⇔ G5 - Max. 4x24 W  
Dimming system: DALI / Switch DIM

#### 120V - 60Hz

⇔ T5 H0 Bi-pin - 4x24 W  
Dimming system: 0-10V

#### ENERGY EFFICIENCY EFICIENCIA ENERGÉTICA

from A+ to B  
desde A+ a B

### OTHER TECHNICAL DATA OTROS DATOS TÉCNICOS

#### PACKAGING EMBALAJE

100x101x12cm | 39,4x39,8x4,7in  
10kg | 22lb

#### ELECTRICAL FEATURES CARACTERÍSTICAS ELÉCTRICAS



#### CERTIFICATIONS CERTIFICACIONES

