

Technical Data Sheet

Last data update

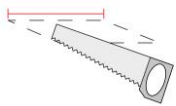
3/15/2016

9010
novantadieci®



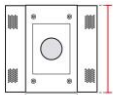
Req. space behind the plasterboard

15mm



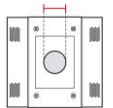
hole on the plasterboard

205x125mm



External measures

200x120mm



Measures of the light output

Ø50mm



Height without electrical part

20mm



Height including the electrical part

28mm

Notes on measures

General notes

15MM

4194-4008

Recessed Spotlight / CRISTALY

Surface finish : CRISTALY

LED 13W / 700mA / 1700lm / 4000°K / CRI85

Model

| | |
|----------------|--------------------|
| Code | 4194 |
| Product family | 15MM |
| Type | Recessed Spotlight |

Material/Surface finish

| | |
|----------------|----------|
| Code | 004 |
| Material | CRISTALY |
| Surface finish | CRISTALY |

Electrical part

| | |
|--------------------------|------------------------|
| Code | 4008 |
| Type | LED |
| Power | 13W |
| Current | 700mA |
| Light Output | 1700lm |
| Colour Temperature | 4000°K |
| CRI | 85 |
| Light Output of the lamp | 1190lm |
| Dimmable | SI |
| Power Supply | by Remote Power Supply |
| Connection | 2 PVC cables |
| Cover | Etched Glass |

General Data

| | |
|-----------------------|--------------------|
| Protection Index | IP20-IP44 |
| Isolation Class | III |
| Weight [Kg] | 0,7 |
| Country of production | MADE IN ITALY |
| Mounting instruction | 025.409_9010_REV04 |

Installation

| | |
|------------------|-----------------------|
| Multisize system | NO |
| Position | Wall/Ceiling lighting |

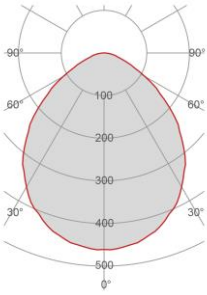
Packaging

| | |
|----------------------|--------------------|
| Type | White american Box |
| Measures AxBxH | 238x238x121mm |
| Gross Weight [Kg] | 0,8405 |
| Master carton | NO |
| Quantity of articles | |
| Measures AxBxH | |

Technical Data Sheet

4194-4008

Fotometric Data

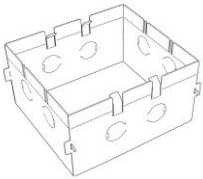


| | |
|---------------------------------|--------|
| <i>Electrical part</i> | 4008 |
| <i>Power</i> | 13W |
| <i>Light Output</i> | 1700lm |
| <i>Colour Temperature</i> | 4000°K |
| <i>CRI</i> | 85 |
| | |
| <i>Lamp Light Output</i> | 70% |
| <i>Light Output of the lamp</i> | 1190lm |
| <i>Beam Angle</i> | 94° |
| <i>Beam Inclination</i> | 0° |

| | | |
|--------------------|-----------|---------------|
| <i>Illuminance</i> | <i>1m</i> | <i>549lux</i> |
| | <i>2m</i> | <i>137lux</i> |
| | <i>3m</i> | <i>61lux</i> |
| | <i>4m</i> | <i>34lux</i> |
| | <i>5m</i> | <i>22lux</i> |

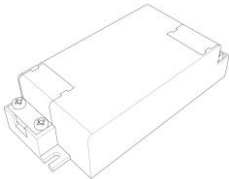
Accessories

Housing Box for Brickwork

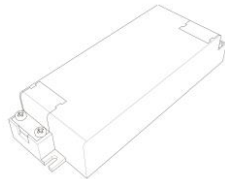


Code 023.492
Measures 210X220X30mm
Measures of the hole on 240X250X40mm

Standard Power Supply

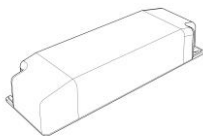


Code 026.255
Measures 88,5x41x23mm
Power min11,9W max18,2W
Input 220-240V~W
Output 700mA

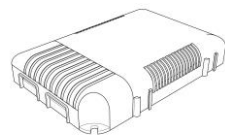


Code 026.256
Measures 118x42,5x24mm
Power min25,2W max35,7W
Input 220-240V~W
Output 700mA

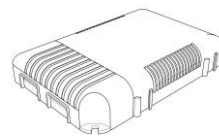
Dimmable Power Supply



Code 026.219
Measures 155x51x26mm
Power 19,6W
Input 220-240V~W
Output 700mA
Dimmable PUSH/0-10V/DALI



Code 026.206
Measures 124x82x23mm
Power 60,2W
Input 180-295V~W
Output 700mA
Dimmable PUSH/DALI

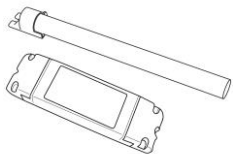


Code 026.207
Measures 124x82x23mm
Power 60,2W
Input 180-295V~W
Output 700mA
Dimmable 0-10V

4194-4008

Accessories

Other Accessories



| | |
|--------------------|---------------|
| <i>Code</i> | 099.142 |
| <i>Description</i> | Emergency Kit |
| <i>Notes</i> | |