

Technical Data Sheet

Last data update

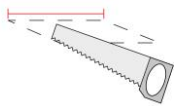
3/15/2016

9010
novantadieci®



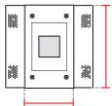
Req. space behind the plasterboard

15mm



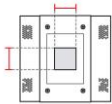
hole on the plasterboard

205x125mm



External measures

200x120mm



Measures of the light output

50x50mm



Height without electrical part

20mm



Height including the electrical part

28mm

Notes on measures

General notes

15MM

4193-4006

Recessed Spotlight / CRISTALY

Surface finish : CRISTALY

LED 6.5W / 350mA / 900lm / 4000°K / CRI85

Model

Code	4193
Product family	15MM
Type	Recessed Spotlight

Material/Surface finish

Code	004
Material	CRISTALY
Surface finish	CRISTALY

Electrical part

Code	4006
Type	LED
Power	6.5W
Current	350mA
Light Output	900lm
Colour Temperature	4000°K
CRI	85
Light Output of the lamp	630lm
Dimmable	SI
Power Supply	by Remote Power Supply
Connection	2 PVC cables
Cover	Etched Glass

General Data

Protection Index	IP20-IP44
Isolation Class	III
Weight [Kg]	0,7
Country of production	MADE IN ITALY
Mounting instruction	025.409_9010_REV04

Installation

Multisize system	NO
Position	Wall/Ceiling lighting

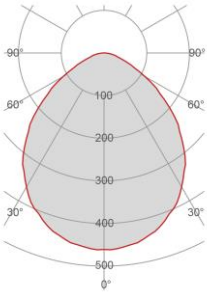
Packaging

Type	White american Box
Measures AxBxH	238x238x121mm
Gross Weight [Kg]	0,8405
Master carton	NO
Quantity of articles	
Measures AxBxH	

Technical Data Sheet

4193-4006

Fotometric Data

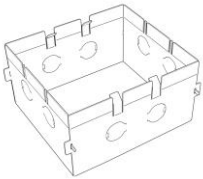


<i>Electrical part</i>	4006
<i>Power</i>	6.5W
<i>Light Output</i>	900lm
<i>Colour Temperature</i>	4000°K
<i>CRI</i>	85
<i>Lamp Light Output</i>	70%
<i>Light Output of the lamp</i>	630lm
<i>Beam Angle</i>	94°
<i>Beam Inclination</i>	0°

<i>Illuminance</i>	<i>1m</i>	290lux
	<i>2m</i>	73lux
	<i>3m</i>	32lux
	<i>4m</i>	18lux
	<i>5m</i>	12lux

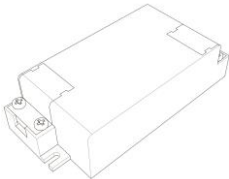
Accessories

Housing Box for Brickwork

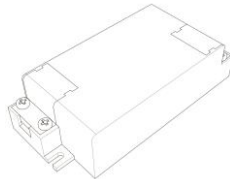


Code 023.492
Measures 210X220X30mm
Measures of the hole on 240X250X40mm

Standard Power Supply

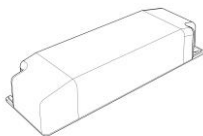


Code 026.251
Measures 88,5x41x23mm
Power min6W max8,8W
Input 220-240V~W
Output 350mA

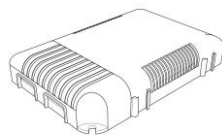


Code 026.252
Measures 88,5x41x23mm
Power min12,6W max18,2W
Input 220-240V~W
Output 350mA

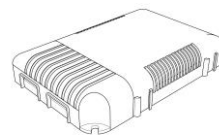
Dimmable Power Supply



Code 026.219
Measures 155x51x26mm
Power 16,1W
Input 220-240V~W
Output 350mA
Dimmable PUSH/0-10V/DALI



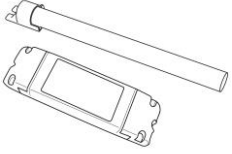
Code 026.185
Measures 124x82x23mm
Power min0,7W max35W
Input 180-295V~W
Output 350mA
Dimmable PUSH/DALI



Code 026.187
Measures 124x82x23mm
Power min0,7W max35W
Input 180-295V~W
Output 350mA
Dimmable 0-10V

Accessories

Other Accessories



<i>Code</i>	099.142
<i>Description</i>	Emergency Kit
<i>Notes</i>	