

Technical Data Sheet

Last data update

3/15/2016

9010
novantadieci®



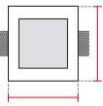
Req. space behind the plasterboard

90mm



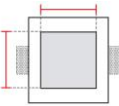
hole on the plasterboard

175x185mm



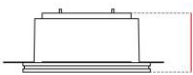
External measures

170x180mm



Measures of the light output

120x120mm



Height without electrical part

75mm



Height including the electrical part

80mm

Notes on measures

General notes

PASSO

4063-2701

Recessed Spotlight / CRISTALY

Surface finish : CRISTALY

LED 3.5W / 24Vdc / 330lm / 2700°K / CRI85

Model

Code	4063
Product family	PASSO
Type	Recessed Spotlight

Material/Surface finish

Code	004
Material	CRISTALY
Surface finish	CRISTALY

Electrical part

Code	2701
Type	LED
Power	3.5W
Tension	24Vdc
Light Output	330lm
Colour Temperature	2700°K
CRI	85
Light Output of the lamp	250,8lm
Dimmable	SI
Power Supply	by Remote Power Supply
Connection	2 PVC cables
Cover	

General Data

Protection Index	IP20
Isolation Class	III
Weight [Kg]	1,1
Country of production	MADE IN ITALY
Mounting instruction	025.316_9010_REV06

Installation

Multisize system	NO
Position	Wall pathmarker

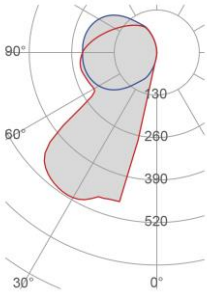
Packaging

Type	White american Box
Measures AxBxH	260x260x135mm
Gross Weight [Kg]	1,2871
Master carton	NO
Quantity of articles	
Measures AxBxH	

Technical Data Sheet

4063-2701

Fotometric Data



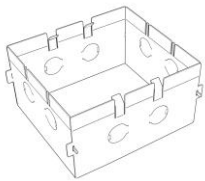
<i>Electrical part</i>	2701
<i>Power</i>	3.5W
<i>Light Output</i>	330lm
<i>Colour Temperature</i>	2700°K
<i>CRI</i>	85

<i>Illuminance</i>	0.3m	1435lux
	0.5m	517lux
	1m	129lux

<i>Lamp Light Output</i>	76%
<i>Light Output of the lamp</i>	250,8lm
<i>Beam Angle</i>	43°
<i>Beam Inclination</i>	34°

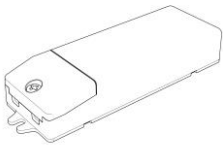
Accessories

Housing Box for Brickwork

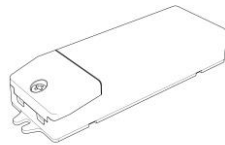


<i>Code</i>	023.406
<i>Measures</i>	185X175X90mm
<i>Measures of the hole on</i>	215X205X100mm

Standard Power Supply



<i>Code</i>	026.258
<i>Measures</i>	130x42x23mm
<i>Power</i>	12W
<i>Input</i>	220-240V~W
<i>Output</i>	24Vdc

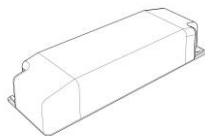


<i>Code</i>	026.259
<i>Measures</i>	167x45x30mm
<i>Power</i>	36W
<i>Input</i>	220-240V~W
<i>Output</i>	24Vdc

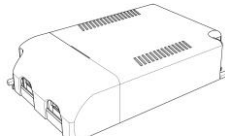


<i>Code</i>	026.260
<i>Measures</i>	157x54x36mm
<i>Power</i>	60W
<i>Input</i>	220-240V~W
<i>Output</i>	24Vdc

Dimmable Power Supply



<i>Code</i>	026.219
<i>Measures</i>	155x51x26mm
<i>Power</i>	21,6W
<i>Input</i>	220-240V~W
<i>Output</i>	24Vdc
<i>Dimmable</i>	PUSH/0-10V/DALI



<i>Code</i>	026.209
<i>Measures</i>	125x82x29mm
<i>Power</i>	60W
<i>Input</i>	220-240 V~W
<i>Output</i>	24Vdc
<i>Dimmable</i>	PUSH/1-10V

4063-2701

Accessories

Other Accessories



<i>Code</i>	099.142
<i>Description</i>	Emergency Kit
<i>Notes</i>	