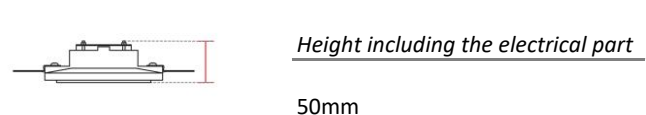
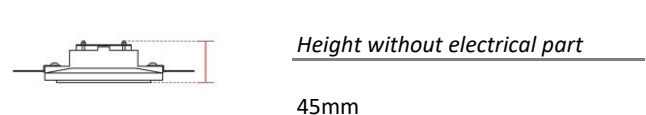
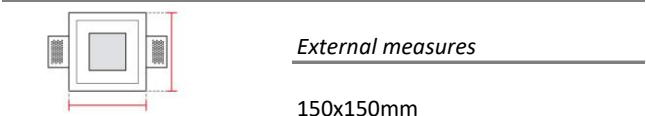
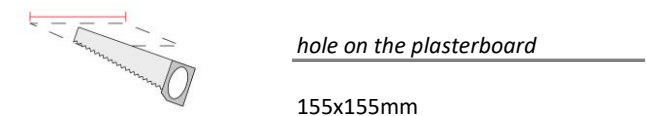
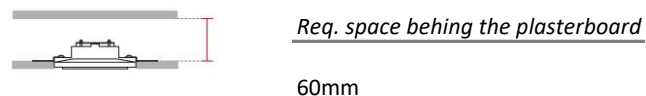


# Technical Data Sheet

Last data update

3/15/2016

9010  
novantadieci®



## Notes on measures

## General notes

## PASSO

4062-4001

Recessed Spotlight / CRISTALY  
Surface finish : CRISTALY  
LED 3.5W / 24Vdc / 370lm / 4000°K / CRI85

## Model

Code	4062
Product family	PASSO
Type	Recessed Spotlight

## Material/Surface finish

Code	004
Material	CRISTALY
Surface finish	CRISTALY

## Electrical part

Code	4001
Type	LED
Power	3.5W
Tension	24Vdc
Light Output	370lm
Colour Temperature	4000°K
CRI	85
Light Output of the lamp	281,2lm
Dimmable	SI
Power Supply	by Remote Power Supply
Connection	2 PVC cables
Cover	

## General Data

Protection Index	IP20
Isolation Class	III
Weight [Kg]	0,65
Country of production	MADE IN ITALY
Mounting instruction	025.392_9010_REV05

## Installation

Multisize system	SI
Position	Wall pathmarker

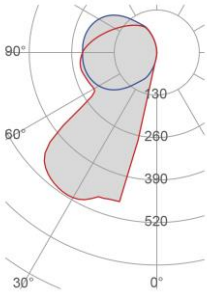
## Packaging

Type	White die-cut Box
Measures AxBxH	195x195x127mm
Gross Weight [Kg]	0,749
Master carton	NO
Quantity of articles	
Measures AxBxH	

# Technical Data Sheet

4062-4001

## Fotometric Data



<i>Electrical part</i>	4001
<i>Power</i>	3.5W
<i>Light Output</i>	370lm
<i>Colour Temperature</i>	4000°K
<i>CRI</i>	85
<i>Lamp Light Output</i>	76%
<i>Light Output of the lamp</i>	281,2lm
<i>Beam Angle</i>	43°
<i>Beam Inclination</i>	34°

<i>Illuminance</i>	<i>0.3m</i>	1609lux
	<i>0.5m</i>	579lux
	<i>1m</i>	145lux

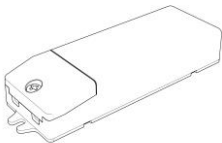
## Accessories

### Housing Box for Brickwork

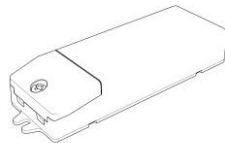


*Code* 023.453  
*Measures* 155X155X50mm  
*Measures of the hole on* 185X185X60mm

## Standard Power Supply



*Code* 026.258  
*Measures* 130x42x23mm  
*Power* 12W  
*Input* 220-240V~W  
*Output* 24Vdc

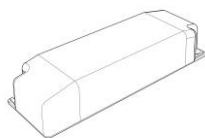


*Code* 026.259  
*Measures* 167x45x30mm  
*Power* 36W  
*Input* 220-240V~W  
*Output* 24Vdc

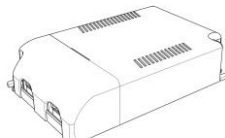


*Code* 026.260  
*Measures* 157x54x36mm  
*Power* 60W  
*Input* 220-240V~W  
*Output* 24Vdc

## Dimmable Power Supply



*Code* 026.219  
*Measures* 155x51x26mm  
*Power* 21,6W  
*Input* 220-240V~W  
*Output* 24Vdc  
*Dimmable* PUSH/0-10V/DALI



*Code* 026.209  
*Measures* 125x82x29mm  
*Power* 60W  
*Input* 220-240 V~W  
*Output* 24Vdc  
*Dimmable* PUSH/1-10V

4062-4001

---

## Accessories

---

### Other Accessories

---



<i>Code</i>	099.142
<i>Description</i>	Emergency Kit
<i>Notes</i>	