

# Technical Data Sheet

Last data update

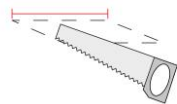
3/15/2016

9010  
novantadieci®



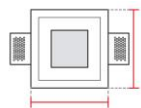
*Req. space behind the plasterboard*

60mm



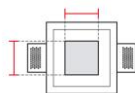
*hole on the plasterboard*

155x155mm



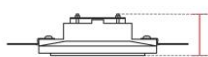
*External measures*

150x150mm



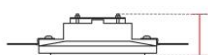
*Measures of the light output*

70x70mm



*Height without electrical part*

45mm



*Height including the electrical part*

50mm

## Notes on measures

## General notes

## PASSO

4062-3001

Recessed Spotlight / CRISTALY

Surface finish : CRISTALY

LED 3.5W / 24Vdc / 350lm / 3000°K / CRI85

## Model

|                |                    |
|----------------|--------------------|
| Code           | 4062               |
| Product family | PASSO              |
| Type           | Recessed Spotlight |

## Material/Surface finish

|                |          |
|----------------|----------|
| Code           | 004      |
| Material       | CRISTALY |
| Surface finish | CRISTALY |

## Electrical part

|                          |                        |
|--------------------------|------------------------|
| Code                     | 3001                   |
| Type                     | LED                    |
| Power                    | 3.5W                   |
| Tension                  | 24Vdc                  |
| Light Output             | 350lm                  |
| Colour Temperature       | 3000°K                 |
| CRI                      | 85                     |
| Light Output of the lamp | 266lm                  |
| Dimmable                 | SI                     |
| Power Supply             | by Remote Power Supply |
| Connection               | 2 PVC cables           |
| Cover                    |                        |

## General Data

|                       |                    |
|-----------------------|--------------------|
| Protection Index      | IP20               |
| Isolation Class       | III                |
| Weight [Kg]           | 0,65               |
| Country of production | MADE IN ITALY      |
| Mounting instruction  | 025.392_9010_REV05 |

## Installation

|                  |                 |
|------------------|-----------------|
| Multisize system | SI              |
| Position         | Wall pathmarker |

## Packaging

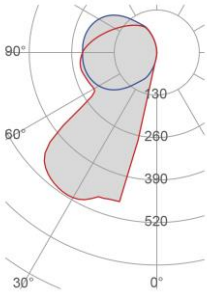
|                      |                   |
|----------------------|-------------------|
| Type                 | White die-cut Box |
| Measures AxBxH       | 195x195x127mm     |
| Gross Weight [Kg]    | 0,749             |
| Master carton        | NO                |
| Quantity of articles |                   |
| Measures AxBxH       |                   |

# Technical Data Sheet

4062-3001

9010  
novantadieci®

## Fotometric Data



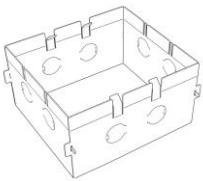
|                           |        |
|---------------------------|--------|
| <i>Electrical part</i>    | 3001   |
| <i>Power</i>              | 3.5W   |
| <i>Light Output</i>       | 350lm  |
| <i>Colour Temperature</i> | 3000°K |
| <i>CRI</i>                | 85     |

|                    |      |         |
|--------------------|------|---------|
| <i>Illuminance</i> | 0.3m | 1522lux |
|                    | 0.5m | 548lux  |
|                    | 1m   | 137lux  |

|                                 |       |
|---------------------------------|-------|
| <i>Lamp Light Output</i>        | 76%   |
| <i>Light Output of the lamp</i> | 266lm |
| <i>Beam Angle</i>               | 43°   |
| <i>Beam Inclination</i>         | 34°   |

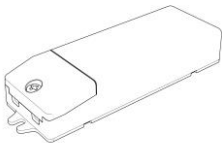
## Accessories

### Housing Box for Brickwork

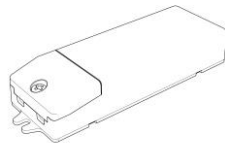


|                                |              |
|--------------------------------|--------------|
| <i>Code</i>                    | 023.453      |
| <i>Measures</i>                | 155X155X50mm |
| <i>Measures of the hole on</i> | 185X185X60mm |

## Standard Power Supply



|                 |             |
|-----------------|-------------|
| <i>Code</i>     | 026.258     |
| <i>Measures</i> | 130x42x23mm |
| <i>Power</i>    | 12W         |
| <i>Input</i>    | 220-240V~W  |
| <i>Output</i>   | 24Vdc       |

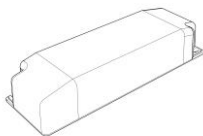


|                 |             |
|-----------------|-------------|
| <i>Code</i>     | 026.259     |
| <i>Measures</i> | 167x45x30mm |
| <i>Power</i>    | 36W         |
| <i>Input</i>    | 220-240V~W  |
| <i>Output</i>   | 24Vdc       |

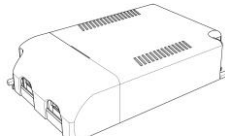


|                 |             |
|-----------------|-------------|
| <i>Code</i>     | 026.260     |
| <i>Measures</i> | 157x54x36mm |
| <i>Power</i>    | 60W         |
| <i>Input</i>    | 220-240V~W  |
| <i>Output</i>   | 24Vdc       |

## Dimmable Power Supply



|                 |                 |
|-----------------|-----------------|
| <i>Code</i>     | 026.219         |
| <i>Measures</i> | 155x51x26mm     |
| <i>Power</i>    | 21,6W           |
| <i>Input</i>    | 220-240V~W      |
| <i>Output</i>   | 24Vdc           |
| <i>Dimmable</i> | PUSH/0-10V/DALI |



|                 |             |
|-----------------|-------------|
| <i>Code</i>     | 026.209     |
| <i>Measures</i> | 125x82x29mm |
| <i>Power</i>    | 60W         |
| <i>Input</i>    | 220-240 V~W |
| <i>Output</i>   | 24Vdc       |
| <i>Dimmable</i> | PUSH/1-10V  |

4062-3001

---

## Accessories

---

### *Other Accessories*

---



|                    |               |
|--------------------|---------------|
| <i>Code</i>        | 099.142       |
| <i>Description</i> | Emergency Kit |
| <i>Notes</i>       |               |