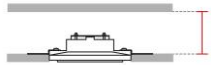


# Technical Data Sheet

Last data update

3/15/2016

9010  
novantadieci®



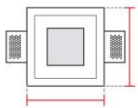
*Req. space behind the plasterboard*

60mm



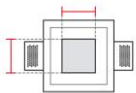
*hole on the plasterboard*

155x155mm



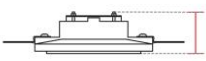
*External measures*

150x150mm



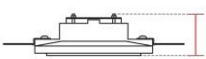
*Measures of the light output*

70x70mm



*Height without electrical part*

45mm



*Height including the electrical part*

50mm

## Notes on measures

## General notes

## PASSO

4062-2701

Recessed Spotlight / CRISTALY

Surface finish : CRISTALY

LED 3.5W / 24Vdc / 330lm / 2700°K / CRI85

## Model

Code	4062
Product family	PASSO
Type	Recessed Spotlight

## Material/Surface finish

Code	004
Material	CRISTALY
Surface finish	CRISTALY

## Electrical part

Code	2701
Type	LED
Power	3.5W
Tension	24Vdc
Light Output	330lm
Colour Temperature	2700°K
CRI	85
Light Output of the lamp	250,8lm
Dimmable	SI
Power Supply	by Remote Power Supply
Connection	2 PVC cables
Cover	

## General Data

Protection Index	IP20
Isolation Class	III
Weight [Kg]	0,65
Country of production	MADE IN ITALY
Mounting instruction	025.392_9010_REV05

## Installation

Multisize system	SI
Position	Wall pathmarker

## Packaging

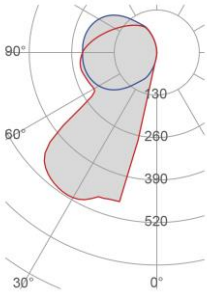
Type	White die-cut Box
Measures AxBxH	195x195x127mm
Gross Weight [Kg]	0,749
Master carton	NO
Quantity of articles	
Measures AxBxH	

# Technical Data Sheet

4062-2701

9010  
novantadieci®

## Fotometric Data



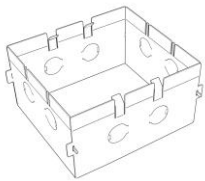
<i>Electrical part</i>	2701
<i>Power</i>	3.5W
<i>Light Output</i>	330lm
<i>Colour Temperature</i>	2700°K
<i>CRI</i>	85

<i>Illuminance</i>	0.3m	1435lux
	0.5m	517lux
	1m	129lux

<i>Lamp Light Output</i>	76%
<i>Light Output of the lamp</i>	250,8lm
<i>Beam Angle</i>	43°
<i>Beam Inclination</i>	34°

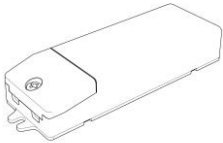
## Accessories

### Housing Box for Brickwork

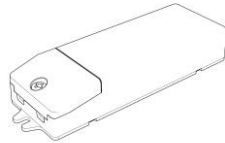


<i>Code</i>	023.453
<i>Measures</i>	155X155X50mm
<i>Measures of the hole on</i>	185X185X60mm

## Standard Power Supply



<i>Code</i>	026.258
<i>Measures</i>	130x42x23mm
<i>Power</i>	12W
<i>Input</i>	220-240V~W
<i>Output</i>	24Vdc

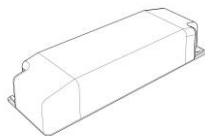


<i>Code</i>	026.259
<i>Measures</i>	167x45x30mm
<i>Power</i>	36W
<i>Input</i>	220-240V~W
<i>Output</i>	24Vdc

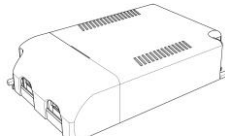


<i>Code</i>	026.260
<i>Measures</i>	157x54x36mm
<i>Power</i>	60W
<i>Input</i>	220-240V~W
<i>Output</i>	24Vdc

## Dimmable Power Supply



<i>Code</i>	026.219
<i>Measures</i>	155x51x26mm
<i>Power</i>	21,6W
<i>Input</i>	220-240V~W
<i>Output</i>	24Vdc
<i>Dimmable</i>	PUSH/0-10V/DALI



<i>Code</i>	026.209
<i>Measures</i>	125x82x29mm
<i>Power</i>	60W
<i>Input</i>	220-240 V~W
<i>Output</i>	24Vdc
<i>Dimmable</i>	PUSH/1-10V

4062-2701

---

## Accessories

---

### Other Accessories

---



<i>Code</i>	099.142
<i>Description</i>	Emergency Kit
<i>Notes</i>	