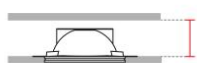


Technical Data Sheet

Last data update

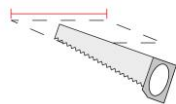
3/15/2016

9010
novantadieci®



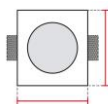
Req. space behind the plasterboard

85mm



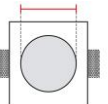
hole on the plasterboard

185x175mm



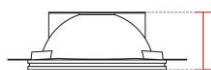
External measures

180x170mm



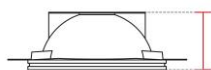
Measures of the light output

ø120mm



Height without electrical part

70mm



Height including the electrical part

75mm

Notes on measures

General notes

PASSO

4059-4001

Recessed Spotlight / CRISTALY

Surface finish : CRISTALY

LED 3.5W / 24Vdc / 370lm / 4000°K / CRI85

Model

Code	4059
Product family	PASSO
Type	Recessed Spotlight

Material/Surface finish

Code	004
Material	CRISTALY
Surface finish	CRISTALY

Electrical part

Code	4001
Type	LED
Power	3.5W
Tension	24Vdc
Light Output	370lm
Colour Temperature	4000°K
CRI	85
Light Output of the lamp	262,7lm
Dimmable	SI
Power Supply	by Remote Power Supply
Connection	2 PVC cables
Cover	

General Data

Protection Index	IP20
Isolation Class	III
Weight [Kg]	0,85
Country of production	MADE IN ITALY
Mounting instruction	025.316_9010_REV06

Installation

Multisize system	NO
Position	Wall pathmarker

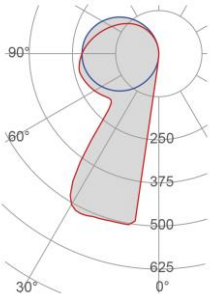
Packaging

Type	White american Box
Measures AxBxH	260x260x135mm
Gross Weight [Kg]	1,0371
Master carton	NO
Quantity of articles	
Measures AxBxH	

Technical Data Sheet

4059-4001

Fotometric Data



<i>Electrical part</i>	4001
<i>Power</i>	3.5W
<i>Light Output</i>	370lm
<i>Colour Temperature</i>	4000°K
<i>CRI</i>	85
<i>Lamp Light Output</i>	71%
<i>Light Output of the lamp</i>	262,7lm
<i>Beam Angle</i>	32°
<i>Beam Inclination</i>	24°

<i>Illuminance</i>	0.3m	1503lux
	0.5m	541lux
	1m	135lux

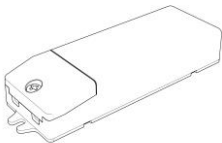
Accessories

Housing Box for Brickwork

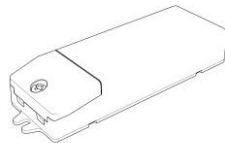


Code 023.406
Measures 185X175X90mm
Measures of the hole on 215X205X100mm

Standard Power Supply



Code 026.258
Measures 130x42x23mm
Power 12W
Input 220-240V~W
Output 24Vdc

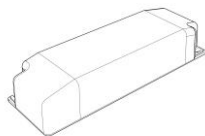


Code 026.259
Measures 167x45x30mm
Power 36W
Input 220-240V~W
Output 24Vdc

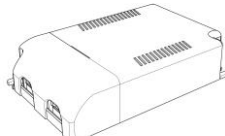


Code 026.260
Measures 157x54x36mm
Power 60W
Input 220-240V~W
Output 24Vdc

Dimmable Power Supply



Code 026.219
Measures 155x51x26mm
Power 21,6W
Input 220-240V~W
Output 24Vdc
Dimmable PUSH/0-10V/DALI



Code 026.209
Measures 125x82x29mm
Power 60W
Input 220-240 V~W
Output 24Vdc
Dimmable PUSH/1-10V

Technical Data Sheet

4059-4001

9010
novantadieci®

Accessories

Other Accessories



<i>Code</i>	099.142
<i>Description</i>	Emergency Kit
<i>Notes</i>	