

# Technical Data Sheet

Last data update

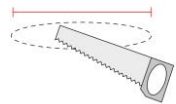
3/15/2016

9010  
novantadieci®



*Req. space behind the plasterboard*

140(170\*)mm



*hole on the plasterboard*

ø765mm



*External measures*

ø760mm



*Measures of the light output*

ø600mm



*Height without electrical part*

55mm



*Height including the electrical part*

135mm

## Notes on measures

## General notes

## INCASSO A PLAFONE

4118-3015

Recessed lighting / CRISTALY

Surface finish : CRISTALY

LED 88W / 2x1050mA / 10400lm / 3000°K / CRI85

### Model

Code	4118
Product family	INCASSO A PLAFONE
Type	Recessed lighting

### Material/Surface finish

Code	004
Material	CRISTALY
Surface finish	CRISTALY

### Electrical part

Code	3015
Type	LED
Power	88W
Current	2x1050mA
Light Output	10400lm
Colour Temperature	3000°K
CRI	85

Light Output of the lamp	7488lm
Dimmable	SI

Power Supply	Power Supply in counterceiling
Connection	Screw Terminal
Cover	Etched Glass

### General Data

Protection Index	IP20-IP44
Isolation Class	III
Weight [Kg]	13
Country of production	MADE IN ITALY
Mounting instruction	025.494_9010_REV03

### Installation

Multisize system	NO
Position	Ceiling

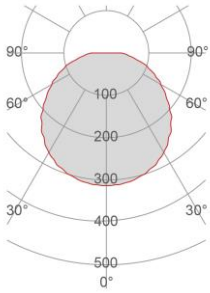
### Packaging

Type	White american Box
Measures AxBxH	850x850x300mm
Gross Weight [Kg]	17,443
Master carton	NO
Quantity of articles	
Measures AxBxH	

# Technical Data Sheet

4118-3015

## Fotometric Data



<i>Electrical part</i>	3015
<i>Power</i>	88W
<i>Light Output</i>	10400lm
<i>Colour Temperature</i>	3000°K
<i>CRI</i>	85
<i>Lamp Light Output</i>	72%
<i>Light Output of the lamp</i>	7488lm
<i>Beam Angle</i>	116°
<i>Beam Inclination</i>	0°

<i>Illuminance</i>	<i>1m</i>	<i>2344lux</i>
	<i>2m</i>	<i>586lux</i>
	<i>3m</i>	<i>260lux</i>
	<i>4m</i>	<i>146lux</i>
	<i>5m</i>	<i>94lux</i>

## Accessories

### Standard Power Supply

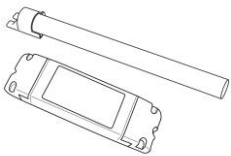
<i>Code</i>	2x026.205
<i>Measures</i>	128x60x31,5mm
<i>Power</i>	min35,7W max59,9W
<i>Input</i>	180-295V~W
<i>Output</i>	1050mA

### Dimmable Power Supply

<i>Code</i>	2x026.206.3
<i>Measures</i>	124x82x23mm
<i>Power</i>	59,9W
<i>Input</i>	180-295V~W
<i>Output</i>	1050mA
<i>Dimmable</i>	PUSH/DALI

<i>Code</i>	2x026.207.3
<i>Measures</i>	124x82x23mm
<i>Power</i>	59,9W
<i>Input</i>	180-295V~W
<i>Output</i>	1050mA
<i>Dimmable</i>	0-10V

## Other Accessories



<i>Code</i>	099.142
<i>Description</i>	Emergency Kit
<i>Notes</i>	