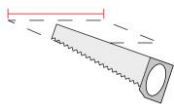


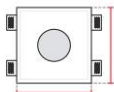
*Req. space behind the plasterboard*

140mm



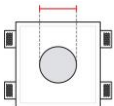
*hole on the plasterboard*

305x305mm



*External measures*

300x300mm



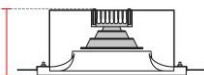
*Measures of the light output*

ø130mm



*Height without electrical part*

55mm



*Height including the electrical part*

135mm

### Notes on measures

### General notes

### INCASSO A PLAFONE

4110-4008

Recessed Spotlight / CRISTALY

Surface finish : CRISTALY

LED 13W / 700mA / 1700lm / 4000°K / CRI85

### Model

Code	4110
Product family	INCASSO A PLAFONE
Type	Recessed Spotlight

### Material/Surface finish

Code	004
Material	CRISTALY
Surface finish	CRISTALY

### Electrical part

Code	4008
Type	LED
Power	13W
Current	700mA
Light Output	1700lm
Colour Temperature	4000°K
CRI	85
Light Output of the lamp	1275lm
Dimmable	SI
Power Supply	Power Supply in counterceiling
Connection	2 PVC cables
Cover	Etched Glass

### General Data

Protection Index	IP20-IP44
Isolation Class	III
Weight [Kg]	2,5
Country of production	MADE IN ITALY
Mounting instruction	025.412_9010_REV03

### Installation

Multisize system	SI
Position	Ceiling

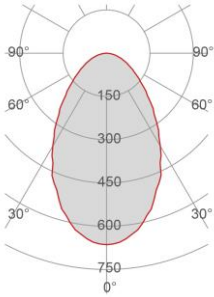
### Packaging

Type	White american Box
Measures AxBxH	530x400x175mm
Gross Weight [Kg]	3,2606
Master carton	NO
Quantity of articles	
Measures AxBxH	

# Technical Data Sheet

4110-4008

## Fotometric Data

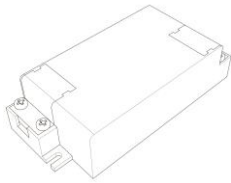


<i>Electrical part</i>	4008
<i>Power</i>	13W
<i>Light Output</i>	1700lm
<i>Colour Temperature</i>	4000°K
<i>CRI</i>	85
<i>Lamp Light Output</i>	75%
<i>Light Output of the lamp</i>	1275lm
<i>Beam Angle</i>	66°
<i>Beam Inclination</i>	0°

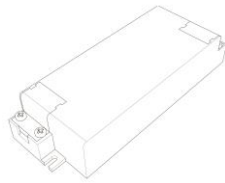
<i>Illuminance</i>	1m	847lux
	2m	212lux
	3m	94lux
	4m	53lux
	5m	34lux

## Accessories

### Standard Power Supply

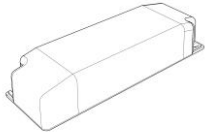


<i>Code</i>	026.255
<i>Measures</i>	88,5x41x23mm
<i>Power</i>	min11,9W max18,2W
<i>Input</i>	220-240V~W
<i>Output</i>	700mA

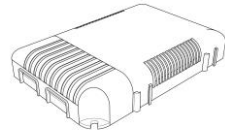


<i>Code</i>	026.256
<i>Measures</i>	118x42,5x24mm
<i>Power</i>	min25,2W max35,7W
<i>Input</i>	220-240V~W
<i>Output</i>	700mA

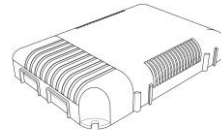
### Dimmable Power Supply



<i>Code</i>	026.219
<i>Measures</i>	155x51x26mm
<i>Power</i>	19,6W
<i>Input</i>	220-240V~W
<i>Output</i>	700mA
<i>Dimmable</i>	PUSH/0-10V/DALI

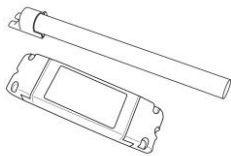


<i>Code</i>	026.206
<i>Measures</i>	124x82x23mm
<i>Power</i>	60,2W
<i>Input</i>	180-295V~W
<i>Output</i>	700mA
<i>Dimmable</i>	PUSH/DALI



<i>Code</i>	026.207
<i>Measures</i>	124x82x23mm
<i>Power</i>	60,2W
<i>Input</i>	180-295V~W
<i>Output</i>	700mA
<i>Dimmable</i>	0-10V

## Other Accessories



<i>Code</i>	099.142
<i>Description</i>	Emergency Kit
<i>Notes</i>	