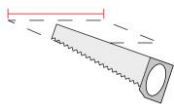


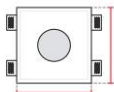
Req. space behind the plasterboard

140mm



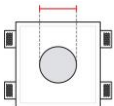
hole on the plasterboard

305x305mm



External measures

300x300mm



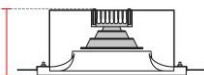
Measures of the light output

ø130mm



Height without electrical part

55mm



Height including the electrical part

135mm

Notes on measures

General notes

INCASSO A PLAFONE

4110-3008

Recessed Spotlight / CRISTALY

Surface finish : CRISTALY

LED 13W / 700mA / 1600lm / 3000°K / CRI85

Model

Code	4110
Product family	INCASSO A PLAFONE
Type	Recessed Spotlight

Material/Surface finish

Code	004
Material	CRISTALY
Surface finish	CRISTALY

Electrical part

Code	3008
Type	LED
Power	13W
Current	700mA
Light Output	1600lm
Colour Temperature	3000°K
CRI	85
Light Output of the lamp	1200lm
Dimmable	SI
Power Supply	Power Supply in counterceiling
Connection	2 PVC cables
Cover	Etched Glass

General Data

Protection Index	IP20-IP44
Isolation Class	III
Weight [Kg]	2,5
Country of production	MADE IN ITALY
Mounting instruction	025.412_9010_REV03

Installation

Multisize system	SI
Position	Ceiling

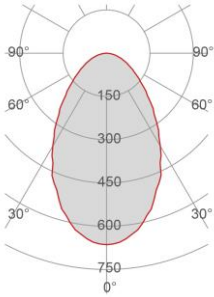
Packaging

Type	White american Box
Measures AxBxH	530x400x175mm
Gross Weight [Kg]	3,2606
Master carton	NO
Quantity of articles	
Measures AxBxH	

Technical Data Sheet

4110-3008

Fotometric Data



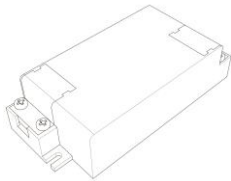
<i>Electrical part</i>	3008
<i>Power</i>	13W
<i>Light Output</i>	1600lm
<i>Colour Temperature</i>	3000°K
<i>CRI</i>	85

<i>Illuminance</i>	1m	797lux
	2m	199lux
	3m	89lux
	4m	50lux
	5m	32lux

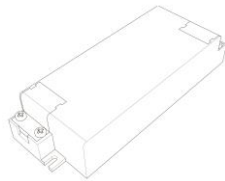
<i>Lamp Light Output</i>	75%
<i>Light Output of the lamp</i>	1200lm
<i>Beam Angle</i>	66°
<i>Beam Inclination</i>	0°

Accessories

Standard Power Supply

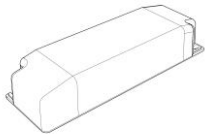


<i>Code</i>	026.255
<i>Measures</i>	88,5x41x23mm
<i>Power</i>	min11,9W max18,2W
<i>Input</i>	220-240V~W
<i>Output</i>	700mA

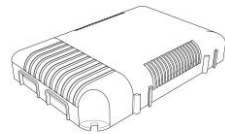


<i>Code</i>	026.256
<i>Measures</i>	118x42,5x24mm
<i>Power</i>	min25,2W max35,7W
<i>Input</i>	220-240V~W
<i>Output</i>	700mA

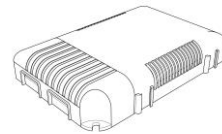
Dimmable Power Supply



<i>Code</i>	026.219
<i>Measures</i>	155x51x26mm
<i>Power</i>	19,6W
<i>Input</i>	220-240V~W
<i>Output</i>	700mA
<i>Dimmable</i>	PUSH/0-10V/DALI

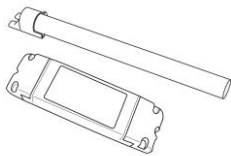


<i>Code</i>	026.206
<i>Measures</i>	124x82x23mm
<i>Power</i>	60,2W
<i>Input</i>	180-295V~W
<i>Output</i>	700mA
<i>Dimmable</i>	PUSH/DALI



<i>Code</i>	026.207
<i>Measures</i>	124x82x23mm
<i>Power</i>	60,2W
<i>Input</i>	180-295V~W
<i>Output</i>	700mA
<i>Dimmable</i>	0-10V

Other Accessories



<i>Code</i>	099.142
<i>Description</i>	Emergency Kit
<i>Notes</i>	