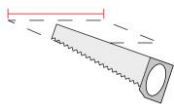


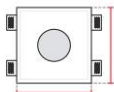
Req. space behind the plasterboard

140mm



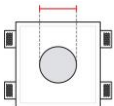
hole on the plasterboard

305x305mm



External measures

300x300mm



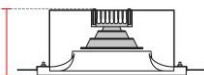
Measures of the light output

ø130mm



Height without electrical part

55mm



Height including the electrical part

135mm

Notes on measures

General notes

INCASSO A PLAFONE

4110-3006

Recessed Spotlight / CRISTALY

Surface finish : CRISTALY

LED 6.5W / 350mA / 850lm / 3000°K / CRI85

Model

Code	4110
Product family	INCASSO A PLAFONE
Type	Recessed Spotlight

Material/Surface finish

Code	004
Material	CRISTALY
Surface finish	CRISTALY

Electrical part

Code	3006
Type	LED
Power	6.5W
Current	350mA
Light Output	850lm
Colour Temperature	3000°K
CRI	85
Light Output of the lamp	637,5lm
Dimmable	SI
Power Supply	Power Supply in counterceiling
Connection	2 PVC cables
Cover	Etched Glass

General Data

Protection Index	IP20-IP44
Isolation Class	III
Weight [Kg]	2,5
Country of production	MADE IN ITALY
Mounting instruction	025.412_9010_REV03

Installation

Multisize system	SI
Position	Ceiling

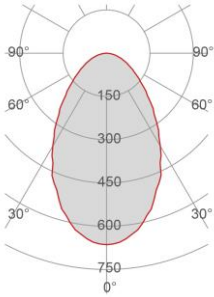
Packaging

Type	White american Box
Measures AxBxH	530x400x175mm
Gross Weight [Kg]	3,2606
Master carton	NO
Quantity of articles	
Measures AxBxH	

Technical Data Sheet

4110-3006

Fotometric Data

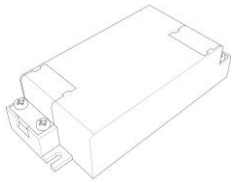


<i>Electrical part</i>	3006
<i>Power</i>	6.5W
<i>Light Output</i>	850lm
<i>Colour Temperature</i>	3000°K
<i>CRI</i>	85
<i>Lamp Light Output</i>	75%
<i>Light Output of the lamp</i>	637,5lm
<i>Beam Angle</i>	66°
<i>Beam Inclination</i>	0°

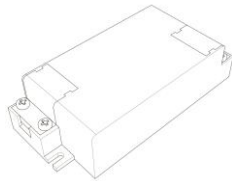
<i>Illuminance</i>	1m	423lux
	2m	106lux
	3m	47lux
	4m	26lux
	5m	17lux

Accessories

Standard Power Supply

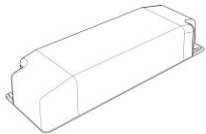


<i>Code</i>	026.251
<i>Measures</i>	88,5x41x23mm
<i>Power</i>	min6W max8,8W
<i>Input</i>	220-240V~W
<i>Output</i>	350mA

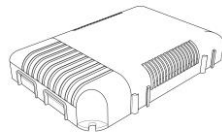


<i>Code</i>	026.252
<i>Measures</i>	88,5x41x23mm
<i>Power</i>	min12,6W max18,2W
<i>Input</i>	220-240V~W
<i>Output</i>	350mA

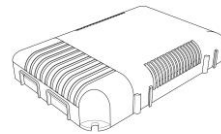
Dimmable Power Supply



<i>Code</i>	026.219
<i>Measures</i>	155x51x26mm
<i>Power</i>	16,1W
<i>Input</i>	220-240V~W
<i>Output</i>	350mA
<i>Dimmable</i>	PUSH/0-10V/DALI

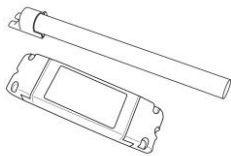


<i>Code</i>	026.185
<i>Measures</i>	124x82x23mm
<i>Power</i>	min0,7W max35W
<i>Input</i>	180-295V~W
<i>Output</i>	350mA
<i>Dimmable</i>	PUSH/DALI



<i>Code</i>	026.187
<i>Measures</i>	124x82x23mm
<i>Power</i>	min0,7W max35W
<i>Input</i>	180-295V~W
<i>Output</i>	350mA
<i>Dimmable</i>	0-10V

Other Accessories



<i>Code</i>	099.142
<i>Description</i>	Emergency Kit
<i>Notes</i>	