

INCASSO A PLAFONE E PARETE

4105-3024

Recessed Spotlight / CRISTALY
 Surface finish : CRISTALY
 LED 8W / 350mA / 1100lm / 3000°K / CRI85

Model

Code	4105
Product family	INCASSO A PLAFONE E PARETE
Type	Recessed Spotlight

Material/Surface finish

Code	004
Material	CRISTALY
Surface finish	CRISTALY

Electrical part

Code	3024
Type	LED
Power	8W
Current	350mA
Light Output	1100lm
Colour Temperature	3000°K
CRI	85
Light Output of the lamp	693lm
Dimmable	SI
Power Supply	Power Supply in counterceiling
Connection	2 PVC cables
Cover	Etched Glass

General Data

Protection Index	IP20-IP44
Isolation Class	III
Weight [Kg]	1,2
Country of production	MADE IN ITALY
Mounting instruction	025.490_9010_REV03

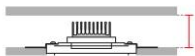
Installation

Multisize system	SI
Position	Wall/Ceiling lighting

Packaging

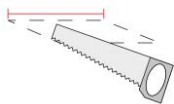
Type	White american Box
Measures AxBxH	360x295x140mm
Gross Weight [Kg]	1,5048
Master carton	NO
Quantity of articles	
Measures AxBxH	

Req. space behind the plasterboard



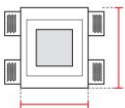
60mm

hole on the plasterboard



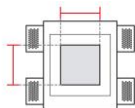
205x175mm

External measures



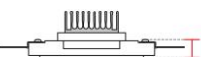
200x170mm

Measures of the light output



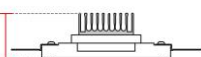
90x90mm

Height without electrical part



40mm

Height including the electrical part



40mm

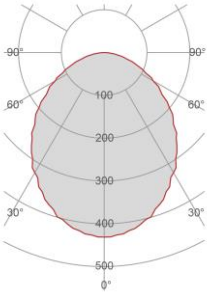
Notes on measures

General notes

Technical Data Sheet

4105-3024

Fotometric Data



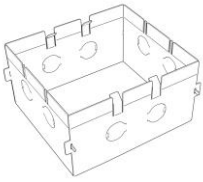
<i>Electrical part</i>	3024
<i>Power</i>	8W
<i>Light Output</i>	1100lm
<i>Colour Temperature</i>	3000°K
<i>CRI</i>	85

<i>Illuminance</i>	1m	299lux
	2m	75lux
	3m	33lux
	4m	19lux
	5m	12lux

<i>Lamp Light Output</i>	63%
<i>Light Output of the lamp</i>	693lm
<i>Beam Angle</i>	96°
<i>Beam Inclination</i>	0°

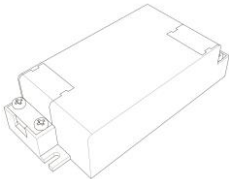
Accessories

Housing Box for Brickwork

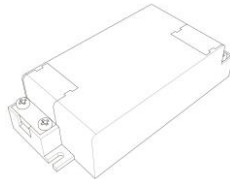


<i>Code</i>	023.471
<i>Measures</i>	175X205X75mm
<i>Measures of the hole on</i>	205X235X85mm

Standard Power Supply

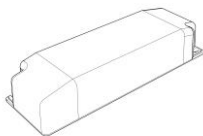


<i>Code</i>	026.251
<i>Measures</i>	88,5x41x23mm
<i>Power</i>	min6W max8,8W
<i>Input</i>	220-240V~W
<i>Output</i>	350mA

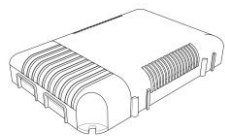


<i>Code</i>	026.252
<i>Measures</i>	88,5x41x23mm
<i>Power</i>	min12,6W max18,2W
<i>Input</i>	220-240V~W
<i>Output</i>	350mA

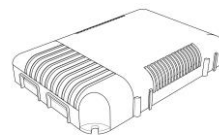
Dimmable Power Supply



<i>Code</i>	026.219
<i>Measures</i>	155x51x26mm
<i>Power</i>	16,1W
<i>Input</i>	220-240V~W
<i>Output</i>	350mA
<i>Dimmable</i>	PUSH/0-10V/DALI



<i>Code</i>	026.185
<i>Measures</i>	124x82x23mm
<i>Power</i>	min0,7W max35W
<i>Input</i>	180-295V~W
<i>Output</i>	350mA
<i>Dimmable</i>	PUSH/DALI

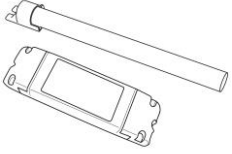


<i>Code</i>	026.187
<i>Measures</i>	124x82x23mm
<i>Power</i>	min0,7W max35W
<i>Input</i>	180-295V~W
<i>Output</i>	350mA
<i>Dimmable</i>	0-10V

4105-3024

Accessories

Other Accessories



<i>Code</i>	099.142
<i>Description</i>	Emergency Kit
<i>Notes</i>	