

**Notes on measures**

**General notes**

**INCASSO A PLAFONE E PARETE**

4054-2703

Recessed lighting / CRISTALY  
 Surface finish : CRISTALY  
 LED 21W / 24Vdc / 2400lm / 2700°K / CRI85

**Model**

Code	4054
Product family	INCASSO A PLAFONE E PARETE
Type	Recessed lighting

**Material/Surface finish**

Code	004
Material	CRISTALY
Surface finish	CRISTALY

**Electrical part**

Code	2703
Type	LED
Power	21W
Tension	24Vdc
Light Output	2400lm
Colour Temperature	2700°K
CRI	85
Light Output of the lamp	1440lm
Dimmable	SI
Power Supply	Power Supply in counterceiling
Connection	2 PVC cables
Cover	Etched Glass

**General Data**

Protection Index	IP20
Isolation Class	III
Weight [Kg]	3,4
Country of production	MADE IN ITALY
Mounting instruction	025.367_9010_REV06

**Installation**

Multisize system	NO
Position	Wall lamp/Ceiling Lamp

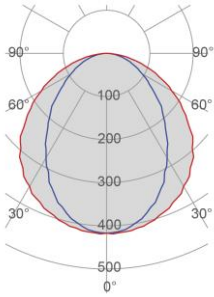
**Packaging**

Type	White american Box
Measures AxBxH	600x330x195mm
Gross Weight [Kg]	4,1915
Master carton	NO
Quantity of articles	
Measures AxBxH	

## Technical Data Sheet

4054-2703

### Fotometric Data



<i>Electrical part</i>	2703_21
<i>Power</i>	21W
<i>Light Output</i>	2400lm
<i>Colour Temperature</i>	2700°K
<i>CRI</i>	85
<i>Lamp Light Output</i>	60%
<i>Light Output of the lamp</i>	1440lm
<i>Beam Angle</i>	111°
<i>Beam Inclination</i>	0°

<i>Illuminance</i>	<i>1m</i>	<i>605lux</i>
	<i>2m</i>	<i>151lux</i>
	<i>3m</i>	<i>67lux</i>
	<i>4m</i>	<i>38lux</i>
	<i>5m</i>	<i>24lux</i>

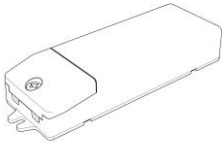
### Accessories

#### Housing Box for Brickwork



*Code* 023.415  
*Measures* 485X185X115mm  
*Measures of the hole on* 515X215X125mm

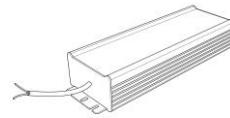
### Standard Power Supply



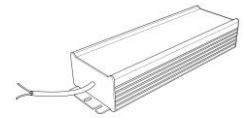
*Code* 026.259  
*Measures* 167x45x30mm  
*Power* 36W  
*Input* 220-240V~W  
*Output* 24Vdc



*Code* 026.260  
*Measures* 157x54x36mm  
*Power* 60W  
*Input* 220-240V~W  
*Output* 24Vdc

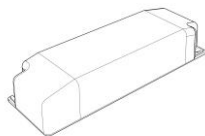


*Code* 026.261  
*Measures* 219x63x35.5mm  
*Power* 150W  
*Input* 180-295V~W  
*Output* 24Vdc

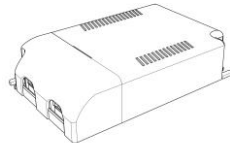


*Code* 026.262  
*Measures* 244x71x35.5mm  
*Power* 240W  
*Input* 180-295V~W  
*Output* 24Vdc

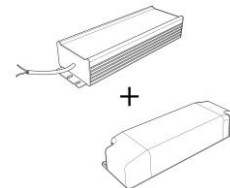
### Dimmable Power Supply



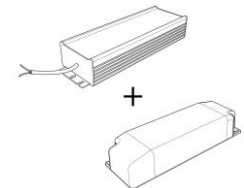
*Code* 026.219  
*Measures* 155x51x26mm  
*Power* 21,6W  
*Input* 220-240V~W  
*Output* 24Vdc  
*Dimmable* PUSH/0-10V/DALI



*Code* 026.209  
*Measures* 125x82x29mm  
*Power* 60W  
*Input* 220-240 V~W  
*Output* 24Vdc  
*Dimmable* PUSH/1-10V



*Code* 026.190+026.261  
*Measures* 156x52x24mm  
*Power* 150W  
*Input* 180-295V~W  
*Output* 24Vdc  
*Dimmable* PUSH/0-10V/DALI



*Code* 026.190+026.262  
*Measures* 156x52x24mm  
*Power* 240W  
*Input* 180-295V~W  
*Output* 24Vdc  
*Dimmable* PUSH/0-10V/DALI

4054-2703

---

## Accessories

---

### *Other Accessories*

---



<i>Code</i>	099.142
<i>Description</i>	Emergency Kit
<i>Notes</i>	