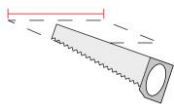




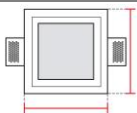
Req. space behind the plasterboard

115mm



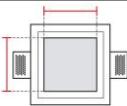
hole on the plasterboard

190x190mm



External measures

185x185mm



Measures of the light output

120x120mm



Height without electrical part

105mm



Height including the electrical part

105mm

Notes on measures

General notes

INCASSO A PLAFONE E PARETE

4053-2706

Recessed lighting / CRISTALY

Surface finish : CRISTALY

LED 6.5W / 350mA / 800lm / 2700°K / CRI85

Model

Code	4053
Product family	INCASSO A PLAFONE E PARETE
Type	Recessed lighting

Material/Surface finish

Code	004
Material	CRISTALY
Surface finish	CRISTALY

Electrical part

Code	2706
Type	LED
Power	6.5W
Current	350mA
Light Output	800lm
Colour Temperature	2700°K
CRI	85
Light Output of the lamp	544lm
Dimmable	SI
Power Supply	Power Supply in counterceiling
Connection	2 PVC cables
Cover	Etched Glass

General Data

Protection Index	IP20-IP44
Isolation Class	III
Weight [Kg]	1,65
Country of production	MADE IN ITALY
Mounting instruction	025.456_9010_REV03

Installation

Multisize system	SI
Position	Wall lamp/Ceiling Lamp

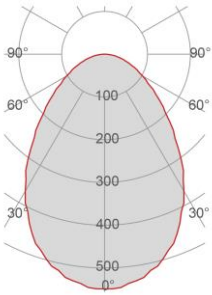
Packaging

Type	White american Box
Measures AxBxH	340x260x187mm
Gross Weight [Kg]	1,9889
Master carton	NO
Quantity of articles	
Measures AxBxH	

Technical Data Sheet

4053-2706

Fotometric Data



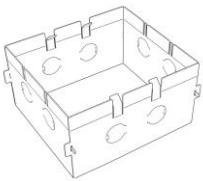
<i>Electrical part</i>	2706
<i>Power</i>	6.5W
<i>Light Output</i>	800lm
<i>Colour Temperature</i>	2700°K
<i>CRI</i>	85

<i>Illuminance</i>	1m	299lux
	2m	75lux
	3m	33lux
	4m	19lux
	5m	12lux

<i>Lamp Light Output</i>	68%
<i>Light Output of the lamp</i>	544lm
<i>Beam Angle</i>	77°
<i>Beam Inclination</i>	0°

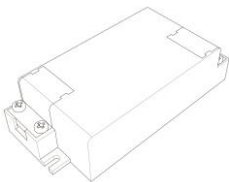
Accessories

Housing Box for Brickwork

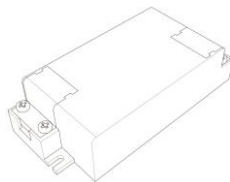


Code 023.414
Measures 185X205X105mm
Measures of the hole on 215X235X115mm

Standard Power Supply

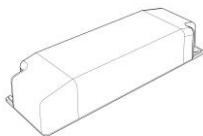


Code 026.251
Measures 88,5x41x23mm
Power min6W max8,8W
Input 220-240V~W
Output 350mA

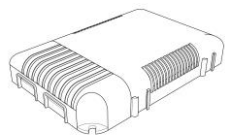


Code 026.252
Measures 88,5x41x23mm
Power min12,6W max18,2W
Input 220-240V~W
Output 350mA

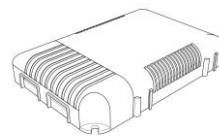
Dimmable Power Supply



Code 026.219
Measures 155x51x26mm
Power 16,1W
Input 220-240V~W
Output 350mA
Dimmable PUSH/0-10V/DALI



Code 026.185
Measures 124x82x23mm
Power min0,7W max35W
Input 180-295V~W
Output 350mA
Dimmable PUSH/DALI



Code 026.187
Measures 124x82x23mm
Power min0,7W max35W
Input 180-295V~W
Output 350mA
Dimmable 0-10V

Accessories

Other Accessories



<i>Code</i>	099.142
<i>Description</i>	Emergency Kit
<i>Notes</i>	