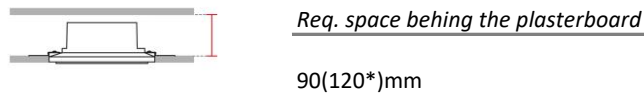


Technical Data Sheet

Last data update

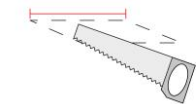
3/15/2016

9010
novantadieci®



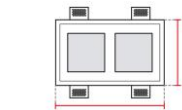
Req. space behind the plasterboard

90(120*)mm



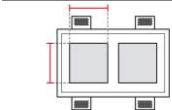
hole on the plasterboard

355x215mm



External measures

350x210mm



Measures of the light output

120x120mm



Height without electrical part

80mm



Height including the electrical part

85mm

Notes on measures

General notes

INCASSO A PLAFONE E PARETE

4052-4003

Recessed lighting / CRISTALY

Surface finish : CRISTALY

LED 13.5W / 24Vdc / 1575lm / 4000°K / CRI85

Model

Code	4052
Product family	INCASSO A PLAFONE E PARETE
Type	Recessed lighting

Material/Surface finish

Code	004
Material	CRISTALY
Surface finish	CRISTALY

Electrical part

Code	4003
Type	LED
Power	13.5W
Tension	24Vdc
Light Output	1575lm
Colour Temperature	4000°K
CRI	85
Light Output of the lamp	945lm
Dimmable	SI
Power Supply	Power Supply in counterceiling
Connection	2 PVC cables
Cover	Etched Glass

General Data

Protection Index	IP20
Isolation Class	III
Weight [Kg]	3,9
Country of production	MADE IN ITALY
Mounting instruction	025.495_9010_REV03

Installation

Multisize system	SI
Position	Wall lamp/Ceiling Lamp

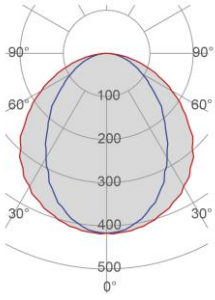
Packaging

Type	White american Box
Measures AxBxH	450x310x205mm
Gross Weight [Kg]	4,4862
Master carton	NO
Quantity of articles	
Measures AxBxH	

Technical Data Sheet

4052-4003

Fotometric Data

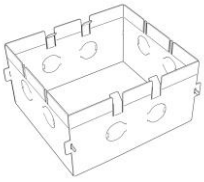


<i>Electrical part</i>	4003_13.5
<i>Power</i>	13.5W
<i>Light Output</i>	1575lm
<i>Colour Temperature</i>	4000°K
<i>CRI</i>	85
<i>Lamp Light Output</i>	60%
<i>Light Output of the lamp</i>	945lm
<i>Beam Angle</i>	111°
<i>Beam Inclination</i>	0°

<i>Illuminance</i>	<i>1m</i>	<i>397lux</i>
	<i>2m</i>	<i>99lux</i>
	<i>3m</i>	<i>44lux</i>
	<i>4m</i>	<i>25lux</i>
	<i>5m</i>	<i>16lux</i>

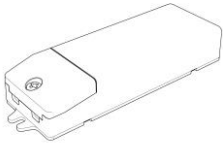
Accessories

Housing Box for Brickwork



<i>Code</i>	023.454
<i>Measures</i>	355X215X100mm
<i>Measures of the hole on</i>	385X245X110mm

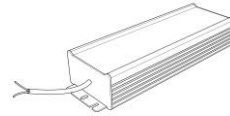
Standard Power Supply



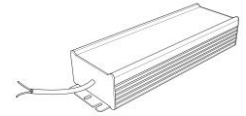
<i>Code</i>	026.259
<i>Measures</i>	167x45x30mm
<i>Power</i>	36W
<i>Input</i>	220-240V~W
<i>Output</i>	24Vdc



<i>Code</i>	026.260
<i>Measures</i>	157x54x36mm
<i>Power</i>	60W
<i>Input</i>	220-240V~W
<i>Output</i>	24Vdc

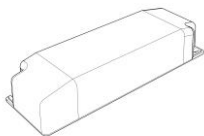


<i>Code</i>	026.261
<i>Measures</i>	219x63x35.5mm
<i>Power</i>	150W
<i>Input</i>	180-295V~W
<i>Output</i>	24Vdc

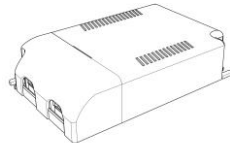


<i>Code</i>	026.262
<i>Measures</i>	244x71x35.5mm
<i>Power</i>	240W
<i>Input</i>	180-295V~W
<i>Output</i>	24Vdc

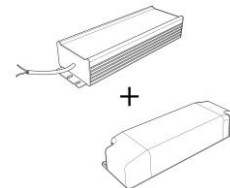
Dimmable Power Supply



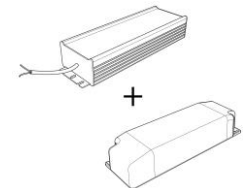
<i>Code</i>	026.219
<i>Measures</i>	155x51x26mm
<i>Power</i>	21,6W
<i>Input</i>	220-240V~W
<i>Output</i>	24Vdc
<i>Dimmable</i>	PUSH/0-10V/DALI



<i>Code</i>	026.209
<i>Measures</i>	125x82x29mm
<i>Power</i>	60W
<i>Input</i>	220-240 V~W
<i>Output</i>	24Vdc
<i>Dimmable</i>	PUSH/1-10V



<i>Code</i>	026.190+026.261
<i>Measures</i>	156x52x24mm
<i>Power</i>	150W
<i>Input</i>	180-295V~W
<i>Output</i>	24Vdc
<i>Dimmable</i>	PUSH/0-10V/DALI



<i>Code</i>	026.190+026.262
<i>Measures</i>	156x52x24mm
<i>Power</i>	240W
<i>Input</i>	180-295V~W
<i>Output</i>	24Vdc
<i>Dimmable</i>	PUSH/0-10V/DALI

4052-4003

Accessories

Other Accessories



<i>Code</i>	099.142
<i>Description</i>	Emergency Kit
<i>Notes</i>	