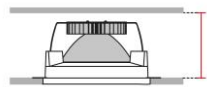


Technical Data Sheet

Last data update

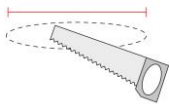
3/15/2016

9010
novantadieci®



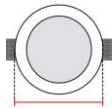
Req. space behind the plasterboard

145mm



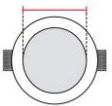
hole on the plasterboard

ø255mm



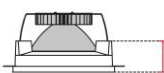
External measures

ø250mm



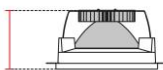
Measures of the light output

ø185mm



Height without electrical part

75mm



Height including the electrical part

140mm

Notes on measures

General notes

INCASSO A PLAFONE E PARETE

4042-3009

Recessed lighting / CRISTALY

Surface finish : CRISTALY

LED 26W / 700mA / 3300lm / 3000°K / CRI85

Model

Code	4042
Product family	INCASSO A PLAFONE E PARETE
Type	Recessed lighting

Material/Surface finish

Code	004
Material	CRISTALY
Surface finish	CRISTALY

Electrical part

Code	3009
Type	LED
Power	26W
Current	700mA
Light Output	3300lm
Colour Temperature	3000°K
CRI	85
Light Output of the lamp	2310lm
Dimmable	SI
Power Supply	Power Supply in counterceiling
Connection	2 PVC cables
Cover	Etched Glass

General Data

Protection Index	IP20-IP44
Isolation Class	III
Weight [Kg]	2,4
Country of production	MADE IN ITALY
Mounting instruction	025.417_9010_REV04

Installation

Multisize system	NO
Position	Ceiling

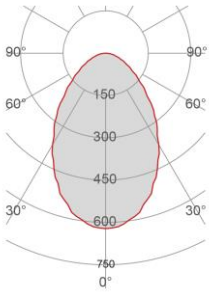
Packaging

Type	White american Box
Measures AxBxH	440x345x275mm
Gross Weight [Kg]	3,2558
Master carton	NO
Quantity of articles	
Measures AxBxH	

Technical Data Sheet

4042-3009

Fotometric Data

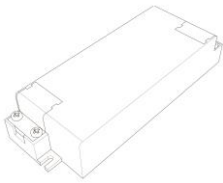


<i>Electrical part</i>	3009
<i>Power</i>	26W
<i>Light Output</i>	3300lm
<i>Colour Temperature</i>	3000°K
<i>CRI</i>	85
<i>Lamp Light Output</i>	70%
<i>Light Output of the lamp</i>	2310lm
<i>Beam Angle</i>	71°
<i>Beam Inclination</i>	0°

<i>Illuminance</i>	<i>1m</i>	<i>1437lux</i>
	<i>2m</i>	<i>359lux</i>
	<i>3m</i>	<i>160lux</i>
	<i>4m</i>	<i>90lux</i>
	<i>5m</i>	<i>57lux</i>

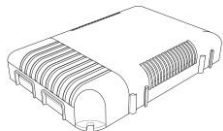
Accessories

Standard Power Supply

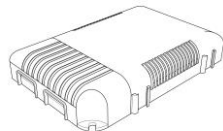


<i>Code</i>	026.256
<i>Measures</i>	118x42,5x24mm
<i>Power</i>	min25,2W max35,7W
<i>Input</i>	220-240V~W
<i>Output</i>	700mA

Dimmable Power Supply

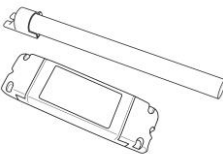


<i>Code</i>	026.206
<i>Measures</i>	124x82x23mm
<i>Power</i>	60,2W
<i>Input</i>	180-295V~W
<i>Output</i>	700mA
<i>Dimmable</i>	PUSH/DALI



<i>Code</i>	026.207
<i>Measures</i>	124x82x23mm
<i>Power</i>	60,2W
<i>Input</i>	180-295V~W
<i>Output</i>	700mA
<i>Dimmable</i>	0-10V

Other Accessories



<i>Code</i>	099.142
<i>Description</i>	Emergency Kit
<i>Notes</i>	