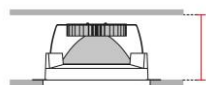


# Technical Data Sheet

Last data update

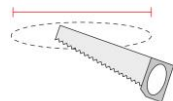
3/15/2016

9010  
novantadieci®



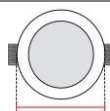
*Req. space behind the plasterboard*

145mm



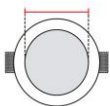
*hole on the plasterboard*

ø255mm



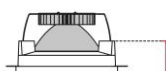
*External measures*

ø250mm



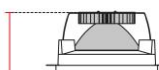
*Measures of the light output*

ø185mm



*Height without electrical part*

75mm



*Height including the electrical part*

140mm

## Notes on measures

## General notes

## INCASSO A PLAFONE E PARETE

4042-2709

Recessed lighting / CRISTALY

Surface finish : CRISTALY

LED 26W / 700mA / 3150lm / 2700°K / CRI85

### Model

Code	4042
Product family	INCASSO A PLAFONE E PARETE
Type	Recessed lighting

### Material/Surface finish

Code	004
Material	CRISTALY
Surface finish	CRISTALY

### Electrical part

Code	2709
Type	LED
Power	26W
Current	700mA
Light Output	3150lm
Colour Temperature	2700°K
CRI	85
Light Output of the lamp	2205lm
Dimmable	SI
Power Supply	Power Supply in counterceiling
Connection	2 PVC cables
Cover	Etched Glass

### General Data

Protection Index	IP20-IP44
Isolation Class	III
Weight [Kg]	2,4
Country of production	MADE IN ITALY
Mounting instruction	025.417_9010_REV04

### Installation

Multisize system	NO
Position	Ceiling

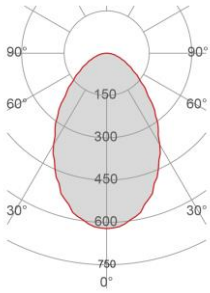
### Packaging

Type	White american Box
Measures AxBxH	440x345x275mm
Gross Weight [Kg]	3,2558
Master carton	NO
Quantity of articles	
Measures AxBxH	

# Technical Data Sheet

4042-2709

## Fotometric Data

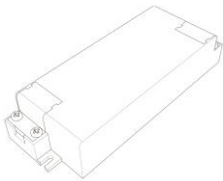


<i>Electrical part</i>	2709
<i>Power</i>	26W
<i>Light Output</i>	3150lm
<i>Colour Temperature</i>	2700°K
<i>CRI</i>	85
<i>Lamp Light Output</i>	70%
<i>Light Output of the lamp</i>	2205lm
<i>Beam Angle</i>	71°
<i>Beam Inclination</i>	0°

<i>Illuminance</i>	1m	1372lux
	2m	343lux
	3m	152lux
	4m	86lux
	5m	55lux

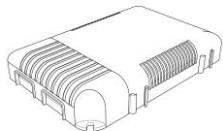
## Accessories

### Standard Power Supply

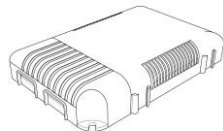


<i>Code</i>	026.256
<i>Measures</i>	118x42,5x24mm
<i>Power</i>	min25,2W max35,7W
<i>Input</i>	220-240V~W
<i>Output</i>	700mA

### Dimmable Power Supply

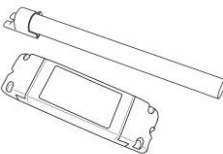


<i>Code</i>	026.206
<i>Measures</i>	124x82x23mm
<i>Power</i>	60,2W
<i>Input</i>	180-295V~W
<i>Output</i>	700mA
<i>Dimmable</i>	PUSH/DALI



<i>Code</i>	026.207
<i>Measures</i>	124x82x23mm
<i>Power</i>	60,2W
<i>Input</i>	180-295V~W
<i>Output</i>	700mA
<i>Dimmable</i>	0-10V

## Other Accessories



<i>Code</i>	099.142
<i>Description</i>	Emergency Kit
<i>Notes</i>	