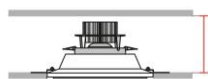


Technical Data Sheet

Last data update

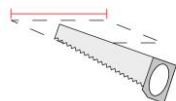
3/15/2016

9010
novantadieci®



Req. space behind the plasterboard

145mm



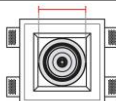
hole on the plasterboard

265x265mm



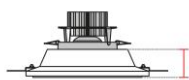
External measures

260x260mm



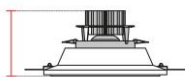
Measures of the light output

175x175mm



Height without electrical part

60mm



Height including the electrical part

140mm

Notes on measures

General notes

INCASSO A PLAFONE E PARETE

4040B-2708

Recessed Spotlight / CRISTALY

Surface finish : CRISTALY

LED 13W / 700mA / 1500lm / 2700°K / CRI85

Model

Code	4040B
Product family	INCASSO A PLAFONE E PARETE
Type	Recessed Spotlight

Material/Surface finish

Code	004
Material	CRISTALY
Surface finish	CRISTALY

Electrical part

Code	2708
Type	LED
Power	13W
Current	700mA
Light Output	1500lm
Colour Temperature	2700°K
CRI	85
Light Output of the lamp	1095lm
Dimmable	SI
Power Supply	Power Supply in counterceiling
Connection	2 PVC cables
Cover	

General Data

Protection Index	IP20
Isolation Class	III
Weight [Kg]	2,45
Country of production	MADE IN ITALY
Mounting instruction	025.529_9010_REV05

Installation

Multisize system	SI
Position	Wall/Ceiling lighting

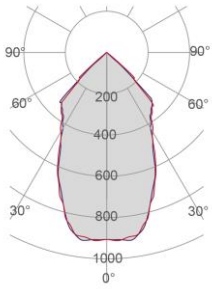
Packaging

Type	White american Box
Measures AxBxH	450x310x205mm
Gross Weight [Kg]	3,0362
Master carton	NO
Quantity of articles	
Measures AxBxH	

Technical Data Sheet

4040B-2708

Fotometric Data

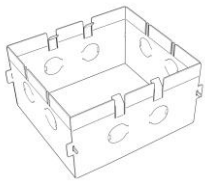


<i>Electrical part</i>	2708
<i>Power</i>	13W
<i>Light Output</i>	1500lm
<i>Colour Temperature</i>	2700°K
<i>CRI</i>	85
<i>Lamp Light Output</i>	73%
<i>Light Output of the lamp</i>	1095lm
<i>Beam Angle</i>	58°
<i>Beam Inclination</i>	0°

<i>Illuminance</i>	1m	992lux
	2m	248lux
	3m	110lux
	4m	62lux
	5m	40lux

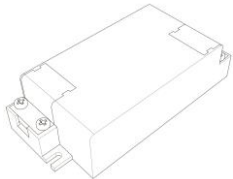
Accessories

Housing Box for Brickwork

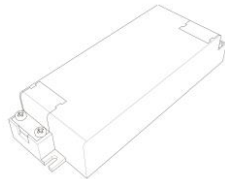


Code 023.475
Measures 265X265X150mm
Measures of the hole on 295X295X160mm

Standard Power Supply

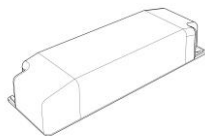


Code 026.255
Measures 88,5x41x23mm
Power min11,9W max18,2W
Input 220-240V~W
Output 700mA

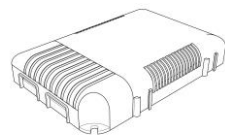


Code 026.256
Measures 118x42,5x24mm
Power min25,2W max35,7W
Input 220-240V~W
Output 700mA

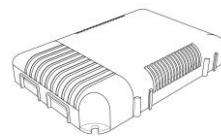
Dimmable Power Supply



Code 026.219
Measures 155x51x26mm
Power 19,6W
Input 220-240V~W
Output 700mA
Dimmable PUSH/0-10V/DALI



Code 026.206
Measures 124x82x23mm
Power 60,2W
Input 180-295V~W
Output 700mA
Dimmable PUSH/DALI



Code 026.207
Measures 124x82x23mm
Power 60,2W
Input 180-295V~W
Output 700mA
Dimmable 0-10V

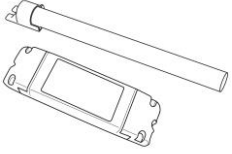
Technical Data Sheet

4040B-2708

9010
novantadieci®

Accessories

Other Accessories



<i>Code</i>	099.142
<i>Description</i>	Emergency Kit
<i>Notes</i>	