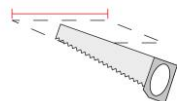


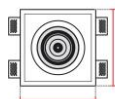
Req. space behind the plasterboard

135mm



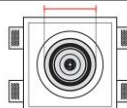
hole on the plasterboard

265x265mm



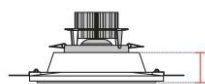
External measures

260x260mm



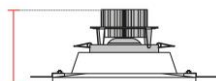
Measures of the light output

Ø185mm



Height without electrical part

60mm



Height including the electrical part

130*mm

Notes on measures

General notes

INCASSO A PLAFONE E PARETE

4039B-35

Recessed Spotlight / CRISTALY

Surface finish : CRISTALY

GU10 Ø111 MAX 35W / 240V

Model

Code	4039B
Product family	INCASSO A PLAFONE E PARETE
Type	Recessed Spotlight

Material/Surface finish

Code	004
Material	CRISTALY
Surface finish	CRISTALY

Electrical part

Code	35
Type	GU10 Ø111
Power	MAX 35W
Tension	240V
Light Output	-----
Colour Temperature	-----
CRI	-----
Light Output of the lamp	
Dimmable	NO
Power Supply	Tension
Connection	2 Silicon cables
Cover	

General Data

Protection Index	IP20
Isolation Class	II
Weight [Kg]	2,35
Country of production	MADE IN ITALY
Mounting instruction	025.529_9010_REV05

Installation

Multisize system	SI
Position	Wall/Ceiling lighting

Packaging

Type	White american Box
Measures AxBxH	450x310x205mm
Gross Weight [Kg]	2,9362
Master carton	NO
Quantity of articles	
Measures AxBxH	

Technical Data Sheet

4039B-35

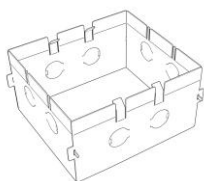
9010
novantadieci®

Fotometric Data

<i>Electrical part</i>		
<i>Power</i>		
<i>Light Output</i>	lm	
<i>Colour Temperature</i>		
<i>CRI</i>		
<i>Lamp Light Output</i>	%	
<i>Light Output of the lamp</i>		
<i>Beam Angle</i>		
<i>Beam Inclination</i>		

Accessories

Housing Box for Brickwork



Code 023.475
Measures 265X265X150mm
Measures of the hole on 295X295X160mm

LED bulbs

Code L005-3020
Power 15W
Tension 220-240V
Flux 1200lm
CRI 85
Colour Temperature 3000°K
Beam Angle 60°

Code L006-3022
Power 15W
Tension 220-240V
Flux 1200lm
CRI 85
Colour Temperature 3000°K
Beam Angle 30°