

Technical Data Sheet

Last data update

7/16/2016

9010
novantadieci®



| | |
|--|---|
| | <u>Req. space behind the plasterboard</u> |
| | 65mm |
| | <u>hole on the plasterboard</u> |
| | 355x305mm |
| | <u>External measures</u> |
| | 350x300mm |
| | <u>Measures of the wall lamp</u> |
| | 300x240mm |
| | <u>Height without electrical part</u> |
| | 25mm |
| | <u>Protrusion</u> |
| | 85mm |
| | |

General notes

INCASSO DA PARETE

2369A-3008

Recessed Wall lamp / CRISTALY
Surface finish : CRISTALY
LED 13W / 700mA / 1600lm / 3000°K / CRI85

Model

| | |
|----------------|--------------------|
| Code | 2369A |
| Product family | INCASSO DA PARETE |
| Type | Recessed Wall lamp |

Material/Surface finish

| | |
|----------------|----------|
| Code | 004 |
| Material | CRISTALY |
| Surface finish | CRISTALY |

Electrical part

| | |
|--------------------------|---------------------------|
| Code | 3008 |
| Type | LED |
| Power | 13W |
| Current | 700mA |
| Light Output | 1600lm |
| Colour Temperature | 3000°K |
| CRI | 85 |
| Light Output of the lamp | 784lm |
| Dimmable | SI |
| Power Supply | by Remote Power Supply |
| Connection | 2 PVC cables |
| Cover | Transparent Polycarbonate |

General Data

| | |
|-----------------------|--------------------|
| Protection Index | IP20 |
| Isolation Class | III |
| Weight [Kg] | 3 |
| Country of production | MADE IN ITALY |
| Mounting instruction | 025.550_9010_REV02 |

Installation

| | |
|------------------|-----------|
| Multisize system | SI |
| Position | Wall Lamp |

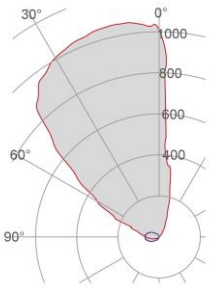
Packaging

| | |
|----------------------|--------------------|
| Type | White american Box |
| Measures AxBxH | 530x400x175mm |
| Gross Weight [Kg] | 3,7606 |
| Master carton | NO |
| Quantity of articles | |
| Measures AxBxH | |

Technical Data Sheet

2369A-3008

Fotometric Data

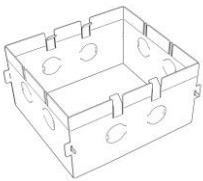


| | |
|---------------------------------|--------|
| <i>Electrical part</i> | 3008 |
| <i>Power</i> | 13W |
| <i>Light Output</i> | 1600lm |
| <i>Colour Temperature</i> | 3000°K |
| <i>CRI</i> | 85 |
| | |
| <i>Lamp Light Output</i> | 49% |
| <i>Light Output of the lamp</i> | 784lm |
| <i>Beam Angle</i> | 56° |
| <i>Beam Inclination</i> | 24° |

Illuminance

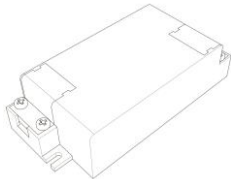
Accessories

Housing Box for Brickwork

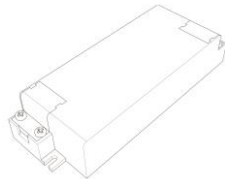


Code 023.476
Measures 355X305X50mm
Measures of the hole on 385X335X60mm

Standard Power Supply

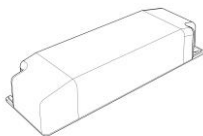


Code 026.255
Measures 88,5x41x23mm
Power min11,9W max18,2W
Input 220-240V~W
Output 700mA

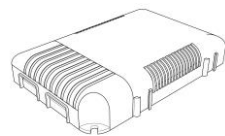


Code 026.256
Measures 118x42,5x24mm
Power min25,2W max35,7W
Input 220-240V~W
Output 700mA

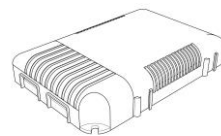
Dimmable Power Supply



Code 026.219
Measures 155x51x26mm
Power 19,6W
Input 220-240V~W
Output 700mA
Dimmable PUSH/0-10V/DALI



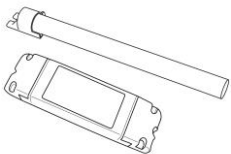
Code 026.206
Measures 124x82x23mm
Power 60,2W
Input 180-295V~W
Output 700mA
Dimmable PUSH/DALI



Code 026.207
Measures 124x82x23mm
Power 60,2W
Input 180-295V~W
Output 700mA
Dimmable 0-10V

Accessories

Other Accessories



Code 099.142
Description Emergency Kit
Notes



Code L007
Description 20-240V
Notes

Code 021.226
Description GU4 Lampholder
Notes