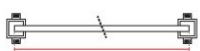


# Technical Data Sheet

Last data update

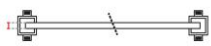
8/5/2017

9010  
novantadieci®



*Base*

1500mm



*Height*

40mm



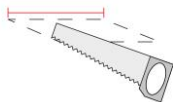
*Depth*

60mm



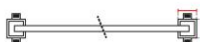
*Req. space behind the plasterboard*

50mm



*hole on the plasterboard*

140\*x140\*mm



*External measures*

135\*x135\*mm



**General notes**

## INCASSO DA PARETE

2486E-3003

Recessed Wall lamp / CRISTALY + ALUMITE

Surface finish : CRISTALY

LED 39W / 24Vdc / 4500lm / 3000°K / CRI85

### Model

Code	2486E
Product family	INCASSO DA PARETE
Type	Recessed Wall lamp

### Material/Surface finish

Code	004
Material	CRISTALY + ALUMITE
Surface finish	CRISTALY

### Electrical part

Code	3003
Type	LED
Power	39W
Tension	24Vdc
Light Output	4500lm
Colour Temperature	3000°K
CRI	85
Light Output of the lamp	3150lm
Dimmable	SI
Power Supply	by Remote Power Supply
Connection	Screw Terminal
Cover	

### General Data

Protection Index	IP20
Isolation Class	III
Weight [Kg]	2,1
Country of production	MADE IN ITALY
Mounting instruction	025.585_9010

### Installation

Multisize system	SI
Position	Wall Lamp

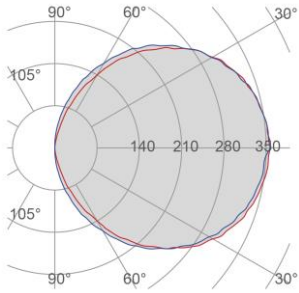
### Packaging

Type	White american Box
Measures AxBxH	240x1610x170mm
Gross Weight [Kg]	3,4466
Master carton	NO
Quantity of articles	
Measures AxBxH	

# Technical Data Sheet

2486E-3003

## Fotometric Data

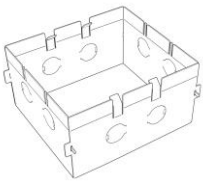


<i>Electrical part</i>	3003_39
<i>Power</i>	39W
<i>Light Output</i>	4500lm
<i>Colour Temperature</i>	3000°K
<i>CRI</i>	85
<i>Lamp Light Output</i>	70%
<i>Light Output of the lamp</i>	3150lm
<i>Beam Angle</i>	115°
<i>Beam Inclination</i>	

*Illuminance*

## Accessories

### Housing Box for Brickwork



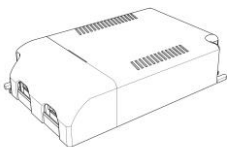
<i>Code</i>	023.478
<i>Measures</i>	140X140X75mm
<i>Measures of the hole on</i>	170X170X85mm

### Standard Power Supply

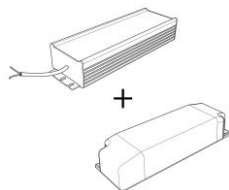


<i>Code</i>	026.267
<i>Measures</i>	304.6x30x16.7mm
<i>Power</i>	60W
<i>Input</i>	220-240V~W
<i>Output</i>	24Vdc

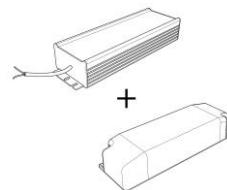
### Dimmable Power Supply



<i>Code</i>	026.209
<i>Measures</i>	125x82x29mm
<i>Power</i>	60W
<i>Input</i>	220-240 V~W
<i>Output</i>	24Vdc
<i>Dimmable</i>	PUSH/1-10V



<i>Code</i>	026.190+026.261
<i>Measures</i>	156x52x24mm
<i>Power</i>	150W
<i>Input</i>	180-295V~W
<i>Output</i>	24Vdc
<i>Dimmable</i>	PUSH/0-10V/DALI



<i>Code</i>	026.190+026.262
<i>Measures</i>	156x52x24mm
<i>Power</i>	240W
<i>Input</i>	180-295V~W
<i>Output</i>	24Vdc
<i>Dimmable</i>	PUSH/0-10V/DALI

---

## Accessories

---

### Other Accessories

---



<i>Code</i>	099.142
<i>Description</i>	Emergency Kit
<i>Notes</i>	