

Technical Data Sheet

Last data update

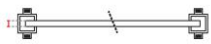
8/5/2017

9010
novantadieci®



Base

1200mm



Height

40mm



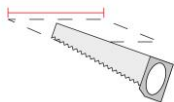
Depth

60mm



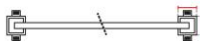
Req. space behind the plasterboard

50mm



hole on the plasterboard

140*x140*mm



External measures

135*x135*mm



General notes

INCASSO DA PARETE

2486D-4003

Recessed Wall lamp / CRISTALY + ALUMITE

Surface finish : CRISTALY

LED 32W / 24Vdc / 3800lm / 4000°K / CRI85

Model

Code	2486D
Product family	INCASSO DA PARETE
Type	Recessed Wall lamp

Material/Surface finish

Code	004
Material	CRISTALY + ALUMITE
Surface finish	CRISTALY

Electrical part

Code	4003
Type	LED
Power	32W
Tension	24Vdc
Light Output	3800lm
Colour Temperature	4000°K
CRI	85
Light Output of the lamp	2660lm
Dimmable	SI
Power Supply	by Remote Power Supply
Connection	Screw Terminal
Cover	

General Data

Protection Index	IP20
Isolation Class	III
Weight [Kg]	1,9
Country of production	MADE IN ITALY
Mounting instruction	025.585_9010

Installation

Multisize system	SI
Position	Wall Lamp

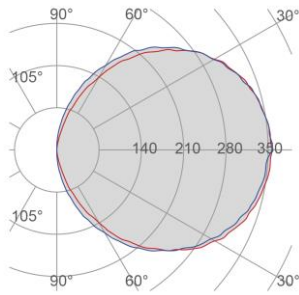
Packaging

Type	White american Box
Measures AxBxH	240x1310x170mm
Gross Weight [Kg]	2,9957
Master carton	NO
Quantity of articles	
Measures AxBxH	

Technical Data Sheet

2486D-4003

Fotometric Data

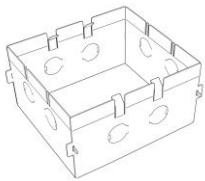


<i>Electrical part</i>	4003_32
<i>Power</i>	32W
<i>Light Output</i>	3800lm
<i>Colour Temperature</i>	4000°K
<i>CRI</i>	85
<i>Lamp Light Output</i>	70%
<i>Light Output of the lamp</i>	2660lm
<i>Beam Angle</i>	115°
<i>Beam Inclination</i>	

Illuminance

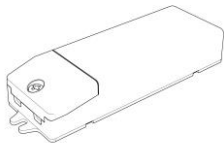
Accessories

Housing Box for Brickwork



Code 023.478
Measures 140X140X75mm
Measures of the hole on 170X170X85mm

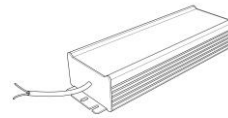
Standard Power Supply



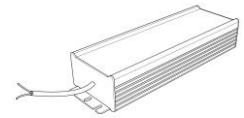
Code 026.259
Measures 167x45x30mm
Power 36W
Input 220-240V~W
Output 24Vdc



Code 026.260
Measures 157x54x36mm
Power 60W
Input 220-240V~W
Output 24Vdc

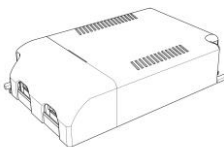


Code 026.261
Measures 219x63x35.5mm
Power 150W
Input 180-295V~W
Output 24Vdc

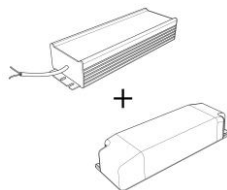


Code 026.262
Measures 244x71x35.5mm
Power 240W
Input 180-295V~W
Output 24Vdc

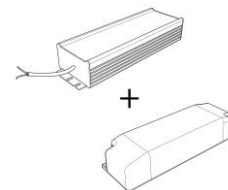
Dimmable Power Supply



Code 026.209
Measures 125x82x29mm
Power 60W
Input 220-240 V~W
Output 24Vdc
Dimmable PUSH/1-10V



Code 026.190+026.261
Measures 156x52x24mm
Power 150W
Input 180-295V~W
Output 24Vdc
Dimmable PUSH/0-10V/DALI



Code 026.190+026.262
Measures 156x52x24mm
Power 240W
Input 180-295V~W
Output 24Vdc
Dimmable PUSH/0-10V/DALI

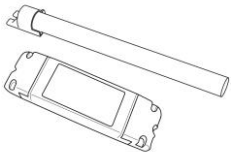
Technical Data Sheet

2486D-4003

9010
novantadieci®

Accessories

Other Accessories



<i>Code</i>	099.142
<i>Description</i>	Emergency Kit
<i>Notes</i>	