



	<b>Base</b>
	900mm
	<b>Height</b>
	40mm
	<b>Depth</b>
	60mm
	<b>Req. space behind the plasterboard</b>
	50mm
	<b>hole on the plasterboard</b>
	140*x140*mm
	<b>External measures</b>
	135*x135*mm

**General notes**

**INCASSO DA PARETE**

2486C-3003

Recessed Wall lamp / CRISTALY + ALUMITE

Surface finish : CRISTALY

LED 24W / 24Vdc / 2700lm / 3000°K / CRI85

**Model**

Code	2486C
Product family	INCASSO DA PARETE
Type	Recessed Wall lamp

**Material/Surface finish**

Code	004
Material	CRISTALY + ALUMITE
Surface finish	CRISTALY

**Electrical part**

Code	3003
Type	LED
Power	24W
Tension	24Vdc
Light Output	2700lm
Colour Temperature	3000°K
CRI	85
Light Output of the lamp	1890lm
Dimmable	SI
Power Supply	by Remote Power Supply
Connection	Screw Terminal
Cover	

**General Data**

Protection Index	IP20
Isolation Class	III
Weight [Kg]	1,7
Country of production	MADE IN ITALY
Mounting instruction	025.585_9010

**Installation**

Multisize system	SI
Position	Wall Lamp

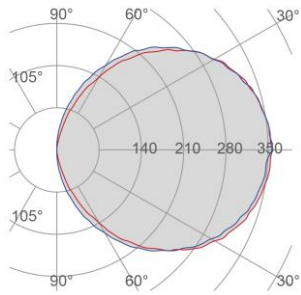
**Packaging**

Type	White american Box
Measures AxBxH	1090x240x210mm
Gross Weight [Kg]	2,8262
Master carton	NO
Quantity of articles	
Measures AxBxH	

# Technical Data Sheet

2486C-3003

## Fotometric Data



<i>Electrical part</i>	3003_24
<i>Power</i>	24W
<i>Light Output</i>	2700lm
<i>Colour Temperature</i>	3000°K
<i>CRI</i>	85
<i>Lamp Light Output</i>	70%
<i>Light Output of the lamp</i>	1890lm
<i>Beam Angle</i>	115°
<i>Beam Inclination</i>	

## Illuminance

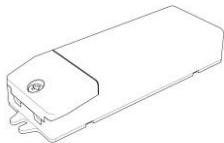
## Accessories

### Housing Box for Brickwork



*Code* 023.478  
*Measures* 140X140X75mm  
*Measures of the hole on* 170X170X85mm

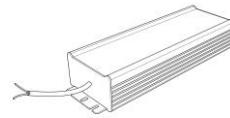
## Standard Power Supply



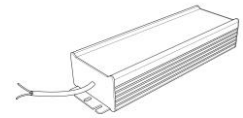
*Code* 026.259  
*Measures* 167x45x30mm  
*Power* 36W  
*Input* 220-240V~W  
*Output* 24Vdc



*Code* 026.260  
*Measures* 157x54x36mm  
*Power* 60W  
*Input* 220-240V~W  
*Output* 24Vdc

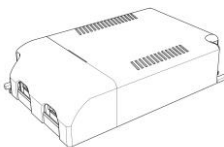


*Code* 026.261  
*Measures* 219x63x35.5mm  
*Power* 150W  
*Input* 180-295V~W  
*Output* 24Vdc

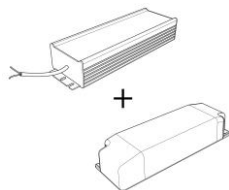


*Code* 026.262  
*Measures* 244x71x35.5mm  
*Power* 240W  
*Input* 180-295V~W  
*Output* 24Vdc

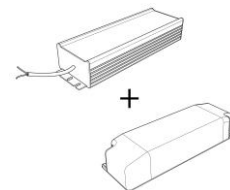
## Dimmable Power Supply



*Code* 026.209  
*Measures* 125x82x29mm  
*Power* 60W  
*Input* 220-240 V~W  
*Output* 24Vdc  
*Dimmable* PUSH/1-10V



*Code* 026.190+026.261  
*Measures* 156x52x24mm  
*Power* 150W  
*Input* 180-295V~W  
*Output* 24Vdc  
*Dimmable* PUSH/0-10V/DALI



*Code* 026.190+026.262  
*Measures* 156x52x24mm  
*Power* 240W  
*Input* 180-295V~W  
*Output* 24Vdc  
*Dimmable* PUSH/0-10V/DALI

---

## Accessories

---

### Other Accessories

---



<i>Code</i>	099.142
<i>Description</i>	Emergency Kit
<i>Notes</i>	