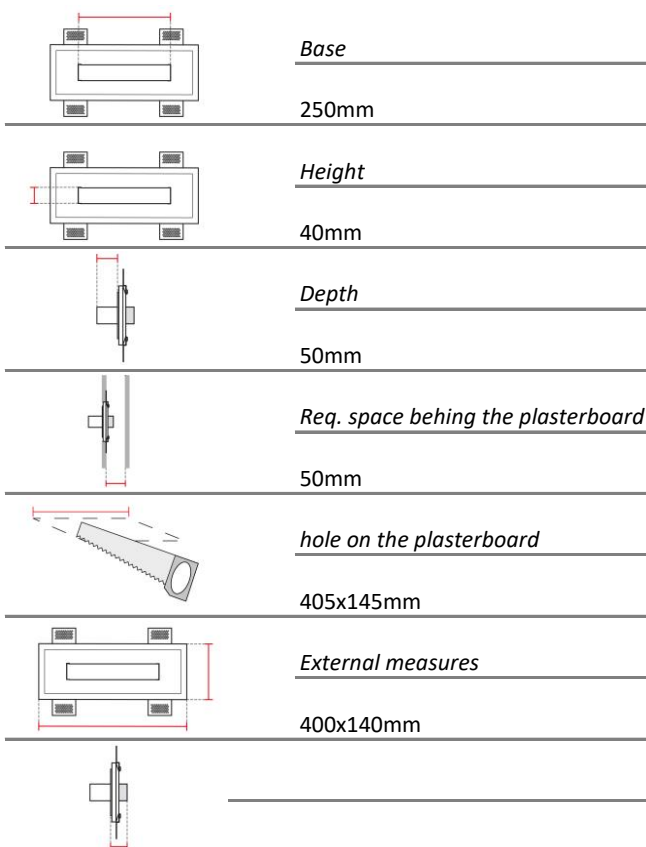


Technical Data Sheet

Last data update

8/5/2017

9010
novantadieci®



General notes

INCASSO DA PARETE

2485A-2703

Recessed Wall lamp / CRISTALY + ALUMITE
Surface finish : CRISTALY
LED 5.5W / 24Vdc / 575lm / 2700°K / CRI85

Model

Code	2485A
Product family	INCASSO DA PARETE
Type	Recessed Wall lamp

Material/Surface finish

Code	004
Material	CRISTALY + ALUMITE
Surface finish	CRISTALY

Electrical part

Code	2703
Type	LED
Power	5.5W
Tension	24Vdc
Light Output	575lm
Colour Temperature	2700°K
CRI	85
Light Output of the lamp	402,5lm
Dimmable	SI
Power Supply	by Remote Power Supply
Connection	Screw Terminal
Cover	

General Data

Protection Index	IP20
Isolation Class	III
Weight [Kg]	2,4
Country of production	MADE IN ITALY
Mounting instruction	025.585_9010

Installation

Multisize system	SI
Position	Wall Lamp

Packaging

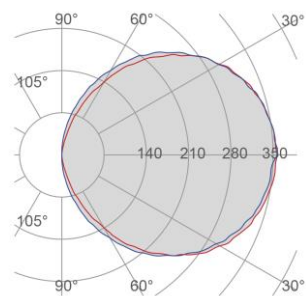
Type	White american Box
Measures AxBxH	450x310x205mm
Gross Weight [Kg]	2,9862
Master carton	NO
Quantity of articles	
Measures AxBxH	

Technical Data Sheet

2485A-2703

9010
novantadieci®

Fotometric Data

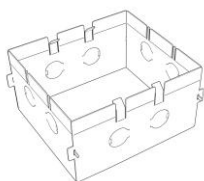


<i>Electrical part</i>	2703_5,5
<i>Power</i>	5.5W
<i>Light Output</i>	575lm
<i>Colour Temperature</i>	2700°K
<i>CRI</i>	85
<i>Lamp Light Output</i>	70%
<i>Light Output of the lamp</i>	402,5lm
<i>Beam Angle</i>	115°
<i>Beam Inclination</i>	

Illuminance

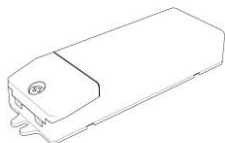
Accessories

Housing Box for Brickwork

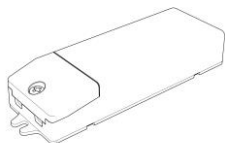


<i>Code</i>	023.4003
<i>Measures</i>	405X145X80mm
<i>Measures of the hole on</i>	435X175X90mm

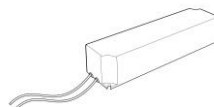
Standard Power Supply



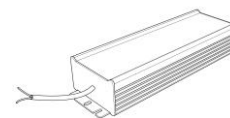
<i>Code</i>	026.258
<i>Measures</i>	130x42x23mm
<i>Power</i>	12W
<i>Input</i>	220-240V~W
<i>Output</i>	24Vdc



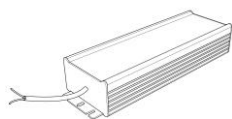
<i>Code</i>	026.259
<i>Measures</i>	167x45x30mm
<i>Power</i>	36W
<i>Input</i>	220-240V~W
<i>Output</i>	24Vdc



<i>Code</i>	026.260
<i>Measures</i>	157x54x36mm
<i>Power</i>	60W
<i>Input</i>	220-240V~W
<i>Output</i>	24Vdc



<i>Code</i>	026.261
<i>Measures</i>	219x63x35.5mm
<i>Power</i>	150W
<i>Input</i>	180-295V~W
<i>Output</i>	24Vdc



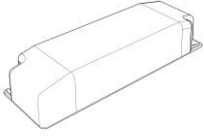
<i>Code</i>	026.262
<i>Measures</i>	244x71x35.5mm
<i>Power</i>	240W
<i>Input</i>	180-295V~W
<i>Output</i>	24Vdc

Technical Data Sheet

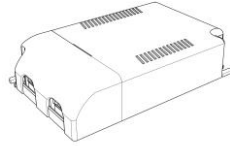
2485A-2703

Accessories

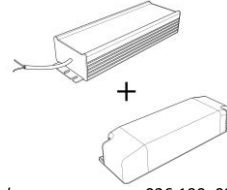
Dimmable Power Supply



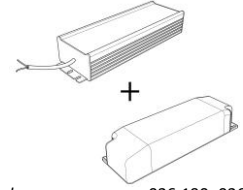
Code 026.219
Measures 155x51x26mm
Power 21,6W
Input 220-240V~W
Output 24Vdc
Dimmable PUSH/0-10V/DALI



Code 026.209
Measures 125x82x29mm
Power 60W
Input 220-240 V~W
Output 24Vdc
Dimmable PUSH/1-10V

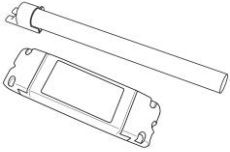


Code 026.190+026.261
Measures 156x52x24mm
Power 150W
Input 180-295V~W
Output 24Vdc
Dimmable PUSH/0-10V/DALI



Code 026.190+026.262
Measures 156x52x24mm
Power 240W
Input 180-295V~W
Output 24Vdc
Dimmable PUSH/0-10V/DALI

Other Accessories



Code 099.142
Description Emergency Kit
Notes