

Technical Data Sheet

Last data update

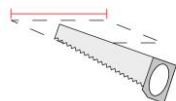
3/15/2016

9010
novantadieci®



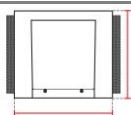
Req. space behind the plasterboard

90mm



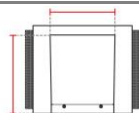
hole on the plasterboard

325x285mm



External measures

320x280mm



Measures of the wall lamp

200x200mm



Height without electrical part

85mm



Protrusion

75mm



General notes

INCASSO DA PARETE

2365B-4031

Recessed Wall lamp / CRISTALY

Surface finish : CRISTALY

LED 16.5W / 700mA / 2750lm / 4000°K / CRI85

Model

Code	2365B
Product family	INCASSO DA PARETE
Type	Recessed Wall lamp

Material/Surface finish

Code	004
Material	CRISTALY
Surface finish	CRISTALY

Electrical part

Code	4031
Type	LED
Power	16.5W
Current	700mA
Light Output	2750lm
Colour Temperature	4000°K
CRI	85
Light Output of the lamp	1237,5lm
Dimmable	SI
Power Supply	by Remote Power Supply
Connection	2 PVC cables
Cover	Transparent Silicon Paint

General Data

Protection Index	IP20
Isolation Class	III
Weight [Kg]	3,65
Country of production	MADE IN ITALY
Mounting instruction	025.387_9010_REV05

Installation

Multisize system	NO
Position	Wall Lamp

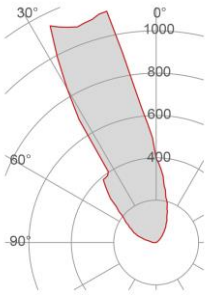
Packaging

Type	White american Box
Measures AxBxH	460x245x350mm
Gross Weight [Kg]	4,4586
Master carton	NO
Quantity of articles	
Measures AxBxH	

Technical Data Sheet

2365B-4031

Fotometric Data

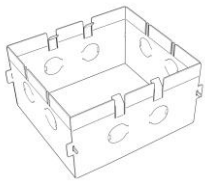


<i>Electrical part</i>	4031
<i>Power</i>	16.5W
<i>Light Output</i>	2750lm
<i>Colour Temperature</i>	4000°K
<i>CRI</i>	85
<i>Lamp Light Output</i>	45%
<i>Light Output of the lamp</i>	1237,5lm
<i>Beam Angle</i>	28°
<i>Beam Inclination</i>	18°

Illuminance

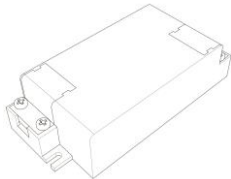
Accessories

Housing Box for Brickwork

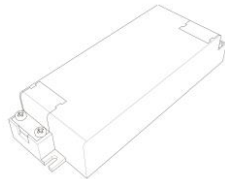


Code 023.408
Measures 325X285X100mm
Measures of the hole on 355X315X110mm

Standard Power Supply

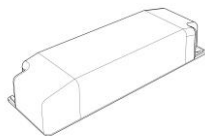


Code 026.255
Measures 88,5x41x23mm
Power min11,9W max18,2W
Input 220-240V~W
Output 700mA

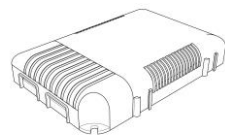


Code 026.256
Measures 118x42,5x24mm
Power min25,2W max35,7W
Input 220-240V~W
Output 700mA

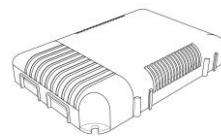
Dimmable Power Supply



Code 026.219
Measures 155x51x26mm
Power 19,6W
Input 220-240V~W
Output 700mA
Dimmable PUSH/0-10V/DALI



Code 026.206
Measures 124x82x23mm
Power 60,2W
Input 180-295V~W
Output 700mA
Dimmable PUSH/DALI



Code 026.207
Measures 124x82x23mm
Power 60,2W
Input 180-295V~W
Output 700mA
Dimmable 0-10V

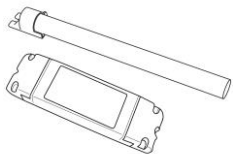
Technical Data Sheet

2365B-4031

9010
novantadieci®

Accessories

Other Accessories



<i>Code</i>	099.142
<i>Description</i>	Emergency Kit
<i>Notes</i>	