

# Technical Data Sheet

Last data update

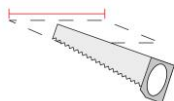
3/15/2016

9010  
novantadieci®



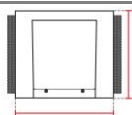
Req. space behind the plasterboard

90mm




hole on the plasterboard

325x285mm



External measures

320x280mm



Measures of the wall lamp

200x200mm



Height without electrical part

85mm



Protrusion

75mm



General notes

## INCASSO DA PARETE

2365B-2731

Recessed Wall lamp / CRISTALY

Surface finish : CRISTALY

LED 16.5W / 700mA / 2450lm / 2700°K / CRI85

### Model

Code	2365B
Product family	INCASSO DA PARETE
Type	Recessed Wall lamp

### Material/Surface finish

Code	004
Material	CRISTALY
Surface finish	CRISTALY

### Electrical part

Code	2731
Type	LED
Power	16.5W
Current	700mA
Light Output	2450lm
Colour Temperature	2700°K
CRI	85
Light Output of the lamp	1102,5lm
Dimmable	SI
Power Supply	by Remote Power Supply
Connection	2 PVC cables
Cover	Transparent Silicon Paint

### General Data

Protection Index	IP20
Isolation Class	III
Weight [Kg]	3,65
Country of production	MADE IN ITALY
Mounting instruction	025.387_9010_REV05

### Installation

Multisize system	NO
Position	Wall Lamp

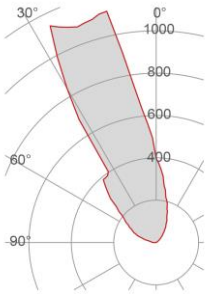
### Packaging

Type	White american Box
Measures AxBxH	460x245x350mm
Gross Weight [Kg]	4,4586
Master carton	NO
Quantity of articles	
Measures AxBxH	

# Technical Data Sheet

2365B-2731

## Fotometric Data

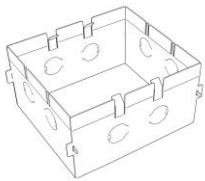


<i>Electrical part</i>	2731
<i>Power</i>	16.5W
<i>Light Output</i>	2450lm
<i>Colour Temperature</i>	2700°K
<i>CRI</i>	85
<i>Lamp Light Output</i>	45%
<i>Light Output of the lamp</i>	1102,5lm
<i>Beam Angle</i>	28°
<i>Beam Inclination</i>	18°

### Illuminance

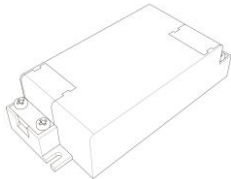
## Accessories

### Housing Box for Brickwork

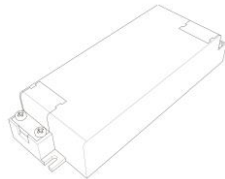


*Code* 023.408  
*Measures* 325X285X100mm  
*Measures of the hole on* 355X315X110mm

## Standard Power Supply

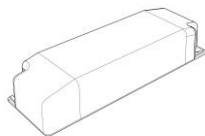


*Code* 026.255  
*Measures* 88,5x41x23mm  
*Power* min11,9W max18,2W  
*Input* 220-240V~W  
*Output* 700mA

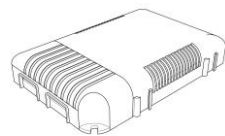


*Code* 026.256  
*Measures* 118x42,5x24mm  
*Power* min25,2W max35,7W  
*Input* 220-240V~W  
*Output* 700mA

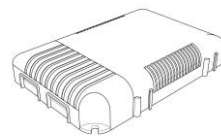
## Dimmable Power Supply



*Code* 026.219  
*Measures* 155x51x26mm  
*Power* 19,6W  
*Input* 220-240V~W  
*Output* 700mA  
*Dimmable* PUSH/0-10V/DALI



*Code* 026.206  
*Measures* 124x82x23mm  
*Power* 60,2W  
*Input* 180-295V~W  
*Output* 700mA  
*Dimmable* PUSH/DALI



*Code* 026.207  
*Measures* 124x82x23mm  
*Power* 60,2W  
*Input* 180-295V~W  
*Output* 700mA  
*Dimmable* 0-10V

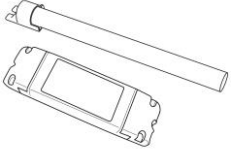
---

## Accessories

---

### Other Accessories

---



<i>Code</i>	099.142
<i>Description</i>	Emergency Kit
<i>Notes</i>	