

Technical Data Sheet

Last data update

7/19/2016

9010
novantadieci®



PASSO

4100G-4000

Recessed Spotlight / CRISTALY
Surface finish : CRISTALY
LED 2W / 24Vdc / 210lm / 4000°K / CRI85

Model

Code	4100G
Product family	PASSO
Type	Recessed Spotlight

Material/Surface finish

Code	004
Material	CRISTALY
Surface finish	CRISTALY

Electrical part

Code	4000
Type	LED
Power	2W
Tension	24Vdc
Light Output	210lm
Colour Temperature	4000°K
CRI	85
Light Output of the lamp	73,5lm
Dimmable	SI
Power Supply	by Remote Power Supply
Connection	Screw Terminal
Cover	Transparent Polycarbonate

General Data

Protection Index	IP20
Isolation Class	III
Weight [Kg]	1,2
Country of production	MADE IN ITALY
Mounting instruction	025.566_9010

Installation

Multisize system	SI
Position	Wall pathmarker

Packaging

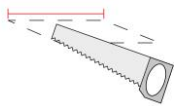
Type	White american Box
Measures AxBxH	435x170x135mm
Gross Weight [Kg]	1,4047
Master carton	NO
Quantity of articles	
Measures AxBxH	

Req. space behind the plasterboard



65mm

hole on the plasterboard




95x390mm

External measures



91x385mm

Measures of the light output



11x300mm

Height without electrical part



41mm

Height including the electrical part



70mm

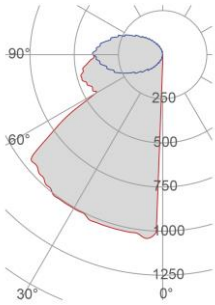
Notes on measures

General notes

Technical Data Sheet

4100G-4000

Fotometric Data

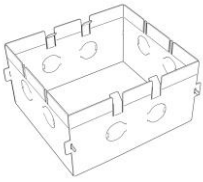


<i>Electrical part</i>	4000_B
<i>Power</i>	2W
<i>Light Output</i>	210lm
<i>Colour Temperature</i>	4000°K
<i>CRI</i>	85
<i>Lamp Light Output</i>	35%
<i>Light Output of the lamp</i>	73,5lm
<i>Beam Angle</i>	57°
<i>Beam Inclination</i>	30°

<i>Illuminance</i>	0.3m	850lux
	0.5m	306lux
	1m	77lux

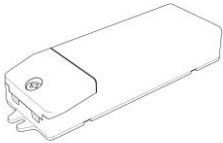
Accessories

Housing Box for Brickwork

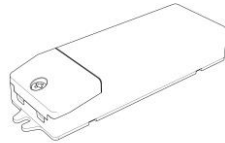


Code 023.498
Measures 95X390X65mm
Measures of the hole on 125X420X75mm

Standard Power Supply



Code 026.258
Measures 130x42x23mm
Power 12W
Input 220-240V~W
Output 24Vdc

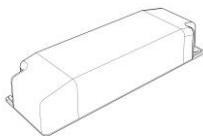


Code 026.259
Measures 167x45x30mm
Power 36W
Input 220-240V~W
Output 24Vdc

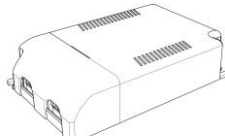


Code 026.260
Measures 157x54x36mm
Power 60W
Input 220-240V~W
Output 24Vdc

Dimmable Power Supply



Code 026.219
Measures 155x51x26mm
Power 21,6W
Input 220-240V~W
Output 24Vdc
Dimmable PUSH/0-10V/DALI



Code 026.209
Measures 125x82x29mm
Power 60W
Input 220-240 V~W
Output 24Vdc
Dimmable PUSH/1-10V

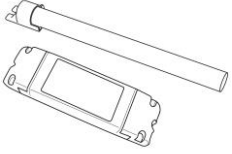
Technical Data Sheet

4100G-4000

9010
novantadieci®

Accessories

Other Accessories



<i>Code</i>	099.142
<i>Description</i>	Emergency Kit
<i>Notes</i>	