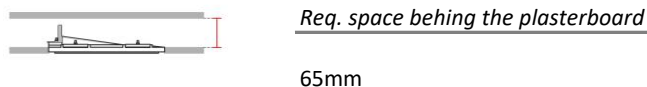


Technical Data Sheet

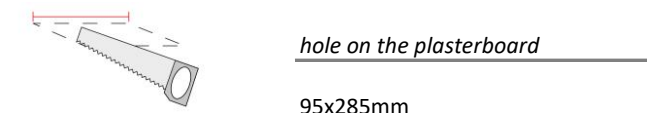
Last data update

7/19/2016

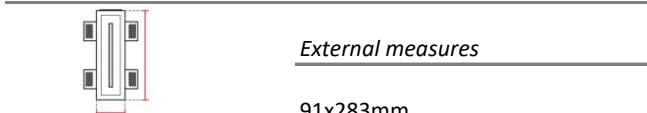
9010
novantadieci®



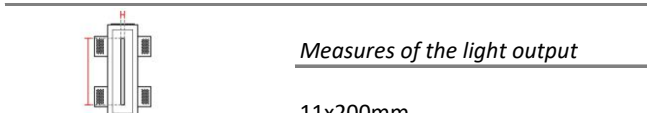
65mm



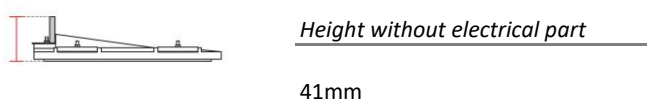
95x285mm



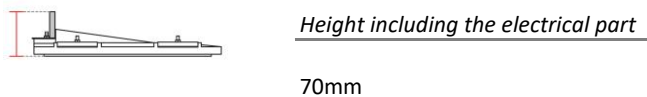
91x283mm



11x200mm



41mm



70mm

Notes on measures

General notes

PASSO

4100F-3000

Recessed Spotlight / CRISTALY

Surface finish : CRISTALY

LED 2W / 24Vdc / 200lm / 3000°K / CRI85

Model

Code	4100F
Product family	PASSO
Type	Recessed Spotlight

Material/Surface finish

Code	004
Material	CRISTALY
Surface finish	CRISTALY

Electrical part

Code	3000
Type	LED
Power	2W
Tension	24Vdc
Light Output	200lm
Colour Temperature	3000°K
CRI	85
Light Output of the lamp	70lm
Dimmable	SI
Power Supply	by Remote Power Supply
Connection	Screw Terminal
Cover	Transparent Polycarbonate

General Data

Protection Index	IP20
Isolation Class	III
Weight [Kg]	0,9
Country of production	MADE IN ITALY
Mounting instruction	025.566_9010

Installation

Multisize system	SI
Position	Wall pathmarker

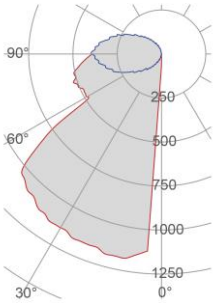
Packaging

Type	White american Box
Measures AxBxH	339x176x81mm
Gross Weight [Kg]	0,9991
Master carton	NO
Quantity of articles	
Measures AxBxH	

Technical Data Sheet

4100F-3000

Fotometric Data



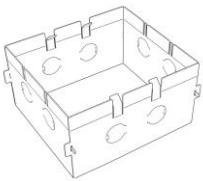
<i>Electrical part</i>	3000_B
<i>Power</i>	2W
<i>Light Output</i>	200lm
<i>Colour Temperature</i>	3000°K
<i>CRI</i>	85

<i>Illuminance</i>	0.3m	916lux
	0.5m	330lux
	1m	82lux

<i>Lamp Light Output</i>	35%
<i>Light Output of the lamp</i>	70lm
<i>Beam Angle</i>	53°
<i>Beam Inclination</i>	30°

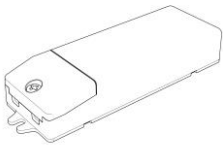
Accessories

Housing Box for Brickwork

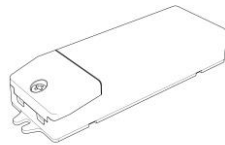


Code 023.497
Measures 95X285X65mm
Measures of the hole on 125X315X75mm

Standard Power Supply



Code 026.258
Measures 130x42x23mm
Power 12W
Input 220-240V~W
Output 24Vdc

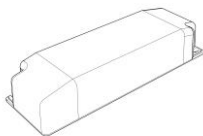


Code 026.259
Measures 167x45x30mm
Power 36W
Input 220-240V~W
Output 24Vdc

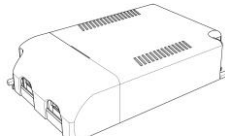


Code 026.260
Measures 157x54x36mm
Power 60W
Input 220-240V~W
Output 24Vdc

Dimmable Power Supply



Code 026.219
Measures 155x51x26mm
Power 21,6W
Input 220-240V~W
Output 24Vdc
Dimmable PUSH/0-10V/DALI



Code 026.209
Measures 125x82x29mm
Power 60W
Input 220-240 V~W
Output 24Vdc
Dimmable PUSH/1-10V

Technical Data Sheet

4100F-3000

9010
novantadieci®

Accessories

Other Accessories



<i>Code</i>	099.142
<i>Description</i>	Emergency Kit
<i>Notes</i>	