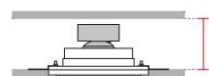


# Technical Data Sheet

Last data update

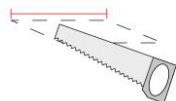
1/17/2017

9010  
novantadieci®



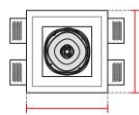
*Req. space behind the plasterboard*

110mm



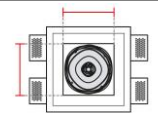
*hole on the plasterboard*

205x205mm



*External measures*

200x200mm



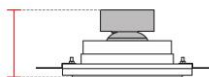
*Measures of the light output*

120x120mm



*Height without electrical part*

55mm



*Height including the electrical part*

105mm

## Notes on measures

## General notes

## INCASSO A PLAFONE E PARETE

4045C-4008

Recessed Spotlight / CRISTALY

Surface finish : CRISTALY

LED 13W / 700mA / 1700lm / 4000°K / CRI85

### Model

Code	4045C
Product family	INCASSO A PLAFONE E PARETE
Type	Recessed Spotlight

### Material/Surface finish

Code	004
Material	CRISTALY
Surface finish	CRISTALY

### Electrical part

Code	4008
Type	LED
Power	13W
Current	700mA
Light Output	1700lm
Colour Temperature	4000°K
CRI	85
Light Output of the lamp	1377lm
Dimmable	SI
Power Supply	Power Supply in counterceiling
Connection	2 PVC cables
Cover	

### General Data

Protection Index	IP20
Isolation Class	III
Weight [Kg]	1,65
Country of production	MADE IN ITALY
Mounting instruction	025.552_9010_REV03

### Installation

Multisize system	SI
Position	Wall/Ceiling lighting

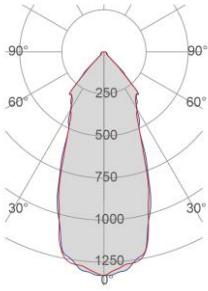
### Packaging

Type	White american Box
Measures AxBxH	440x435x210mm
Gross Weight [Kg]	2,474
Master carton	NO
Quantity of articles	
Measures AxBxH	

# Technical Data Sheet

4045C-4008

## Fotometric Data



<i>Electrical part</i>	4008
<i>Power</i>	13W
<i>Light Output</i>	1700lm
<i>Colour Temperature</i>	4000°K
<i>CRI</i>	85
<i>Lamp Light Output</i>	81%
<i>Light Output of the lamp</i>	1377lm
<i>Beam Angle</i>	44°
<i>Beam Inclination</i>	

<i>Illuminance</i>	<i>1m</i>	1830lux
	<i>2m</i>	458lux
	<i>3m</i>	203lux
	<i>4m</i>	114lux
	<i>5m</i>	73lux

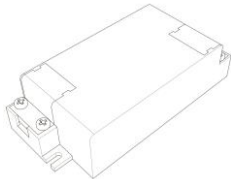
## Accessories

### Housing Box for Brickwork

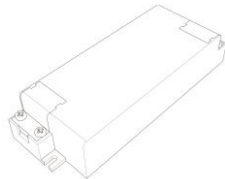


*Code* 023.447  
*Measures* 200X200X120mm  
*Measures of the hole on* 230X230X130mm

## Standard Power Supply

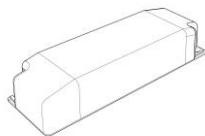


*Code* 026.255  
*Measures* 88,5x41x23mm  
*Power* min11,9W max18,2W  
*Input* 220-240V~W  
*Output* 700mA

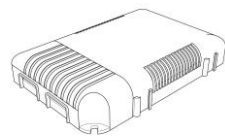


*Code* 026.256  
*Measures* 118x42,5x24mm  
*Power* min25,2W max35,7W  
*Input* 220-240V~W  
*Output* 700mA

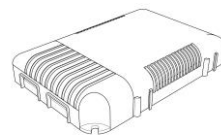
## Dimmable Power Supply



*Code* 026.219  
*Measures* 155x51x26mm  
*Power* 19,6W  
*Input* 220-240V~W  
*Output* 700mA  
*Dimmable* PUSH/0-10V/DALI



*Code* 026.206  
*Measures* 124x82x23mm  
*Power* 60,2W  
*Input* 180-295V~W  
*Output* 700mA  
*Dimmable* PUSH/DALI



*Code* 026.207  
*Measures* 124x82x23mm  
*Power* 60,2W  
*Input* 180-295V~W  
*Output* 700mA  
*Dimmable* 0-10V

---

## Accessories

---

### Other Accessories

---



<i>Code</i>	099.142
<i>Description</i>	Emergency Kit
<i>Notes</i>	