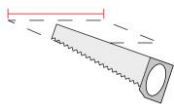


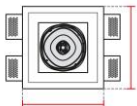
Req. space behind the plasterboard

110mm



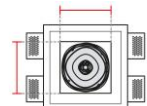
hole on the plasterboard

205x205mm



External measures

200x200mm



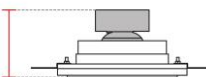
Measures of the light output

120x120mm



Height without electrical part

55mm



Height including the electrical part

105mm

Notes on measures

General notes

INCASSO A PLAFONE E PARETE

4045C-4006

Recessed Spotlight / CRISTALY

Surface finish : CRISTALY

LED 6.5W / 350mA / 900lm / 4000°K / CRI85

Model

Code	4045C
Product family	INCASSO A PLAFONE E PARETE
Type	Recessed Spotlight

Material/Surface finish

Code	004
Material	CRISTALY
Surface finish	CRISTALY

Electrical part

Code	4006
Type	LED
Power	6.5W
Current	350mA
Light Output	900lm
Colour Temperature	4000°K
CRI	85
Light Output of the lamp	729lm
Dimmable	SI
Power Supply	Power Supply in counterceiling
Connection	2 PVC cables
Cover	

General Data

Protection Index	IP20
Isolation Class	III
Weight [Kg]	1,65
Country of production	MADE IN ITALY
Mounting instruction	025.552_9010_REV03

Installation

Multisize system	SI
Position	Wall/Ceiling lighting

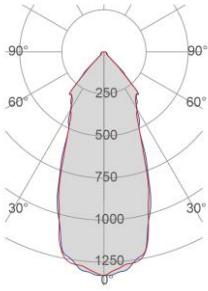
Packaging

Type	White american Box
Measures AxBxH	440x435x210mm
Gross Weight [Kg]	2,474
Master carton	NO
Quantity of articles	
Measures AxBxH	

Technical Data Sheet

4045C-4006

Fotometric Data



<i>Electrical part</i>	4006
<i>Power</i>	6.5W
<i>Light Output</i>	900lm
<i>Colour Temperature</i>	4000°K
<i>CRI</i>	85
<i>Lamp Light Output</i>	81%
<i>Light Output of the lamp</i>	729lm
<i>Beam Angle</i>	44°
<i>Beam Inclination</i>	

<i>Illuminance</i>	1m	969lux
	2m	242lux
	3m	108lux
	4m	61lux
	5m	39lux

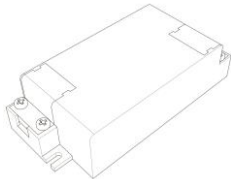
Accessories

Housing Box for Brickwork

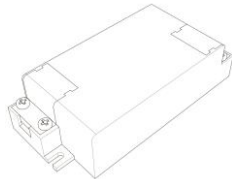


Code 023.447
Measures 200X200X120mm
Measures of the hole on 230X230X130mm

Standard Power Supply

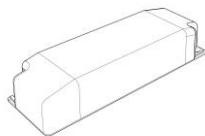


Code 026.251
Measures 88,5x41x23mm
Power min6W max8,8W
Input 220-240V~W
Output 350mA

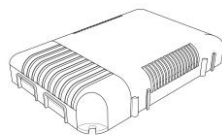


Code 026.252
Measures 88,5x41x23mm
Power min12,6W max18,2W
Input 220-240V~W
Output 350mA

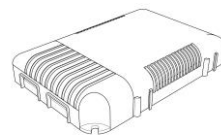
Dimmable Power Supply



Code 026.219
Measures 155x51x26mm
Power 16,1W
Input 220-240V~W
Output 350mA
Dimmable PUSH/0-10V/DALI



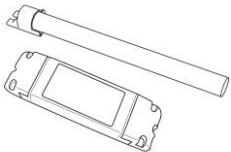
Code 026.185
Measures 124x82x23mm
Power min0,7W max35W
Input 180-295V~W
Output 350mA
Dimmable PUSH/DALI



Code 026.187
Measures 124x82x23mm
Power min0,7W max35W
Input 180-295V~W
Output 350mA
Dimmable 0-10V

Accessories

Other Accessories



<i>Code</i>	099.142
<i>Description</i>	Emergency Kit
<i>Notes</i>	