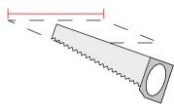


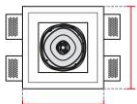
*Req. space behind the plasterboard*

110mm



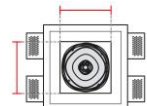
*hole on the plasterboard*

205x205mm



*External measures*

200x200mm



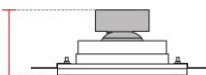
*Measures of the light output*

120x120mm



*Height without electrical part*

55mm



*Height including the electrical part*

105mm

### Notes on measures

### General notes

### INCASSO A PLAFONE E PARETE

4045C-2706

Recessed Spotlight / CRISTALY

Surface finish : CRISTALY

LED 6.5W / 350mA / 800lm / 2700°K / CRI85

### Model

Code	4045C
Product family	INCASSO A PLAFONE E PARETE
Type	Recessed Spotlight

### Material/Surface finish

Code	004
Material	CRISTALY
Surface finish	CRISTALY

### Electrical part

Code	2706
Type	LED
Power	6.5W
Current	350mA
Light Output	800lm
Colour Temperature	2700°K
CRI	85
Light Output of the lamp	648lm
Dimmable	SI
Power Supply	Power Supply in counterceiling
Connection	2 PVC cables
Cover	

### General Data

Protection Index	IP20
Isolation Class	III
Weight [Kg]	1,65
Country of production	MADE IN ITALY
Mounting instruction	025.552_9010_REV03

### Installation

Multisize system	SI
Position	Wall/Ceiling lighting

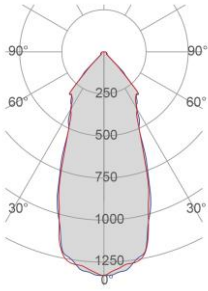
### Packaging

Type	White american Box
Measures AxBxH	440x435x210mm
Gross Weight [Kg]	2,474
Master carton	NO
Quantity of articles	
Measures AxBxH	

# Technical Data Sheet

4045C-2706

## Fotometric Data

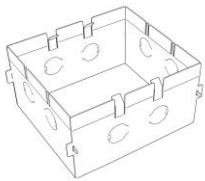


<i>Electrical part</i>	2706
<i>Power</i>	6.5W
<i>Light Output</i>	800lm
<i>Colour Temperature</i>	2700°K
<i>CRI</i>	85
<i>Lamp Light Output</i>	81%
<i>Light Output of the lamp</i>	648lm
<i>Beam Angle</i>	44°
<i>Beam Inclination</i>	

<i>Illuminance</i>	1m	861lux
	2m	215lux
	3m	96lux
	4m	54lux
	5m	34lux

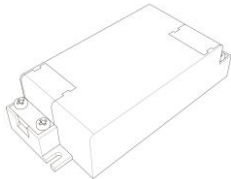
## Accessories

### Housing Box for Brickwork

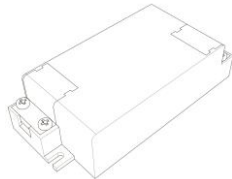


*Code* 023.447  
*Measures* 200X200X120mm  
*Measures of the hole on* 230X230X130mm

### Standard Power Supply

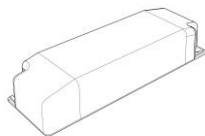


*Code* 026.251  
*Measures* 88,5x41x23mm  
*Power* min6W max8,8W  
*Input* 220-240V~W  
*Output* 350mA

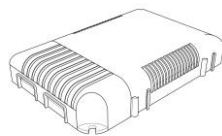


*Code* 026.252  
*Measures* 88,5x41x23mm  
*Power* min12,6W max18,2W  
*Input* 220-240V~W  
*Output* 350mA

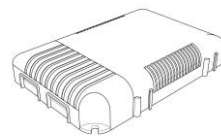
### Dimmable Power Supply



*Code* 026.219  
*Measures* 155x51x26mm  
*Power* 16,1W  
*Input* 220-240V~W  
*Output* 350mA  
*Dimmable* PUSH/0-10V/DALI



*Code* 026.185  
*Measures* 124x82x23mm  
*Power* min0,7W max35W  
*Input* 180-295V~W  
*Output* 350mA  
*Dimmable* PUSH/DALI



*Code* 026.187  
*Measures* 124x82x23mm  
*Power* min0,7W max35W  
*Input* 180-295V~W  
*Output* 350mA  
*Dimmable* 0-10V

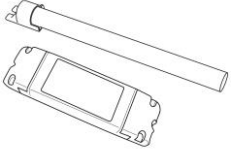
---

## Accessories

---

### Other Accessories

---



<i>Code</i>	099.142
<i>Description</i>	Emergency Kit
<i>Notes</i>	