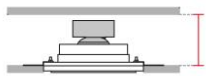


Technical Data Sheet

Last data update

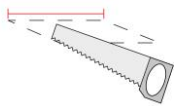
1/17/2017

9010
novantadieci®



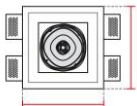
Req. space behind the plasterboard

105mm



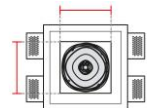
hole on the plasterboard

205x205mm



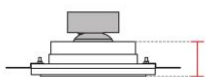
External measures

200x200mm



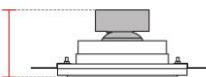
Measures of the light output

120x120mm



Height without electrical part

55mm



Height including the electrical part

100*mm

Notes on measures

General notes

INCASSO A PLAFONE E PARETE

4045C-92

Recessed Spotlight / CRISTALY

Surface finish : CRISTALY

G53 (QR111) MAX 20W / 12V

Model

| | |
|----------------|----------------------------|
| Code | 4045C |
| Product family | INCASSO A PLAFONE E PARETE |
| Type | Recessed Spotlight |

Material/Surface finish

| | |
|----------------|----------|
| Code | 004 |
| Material | CRISTALY |
| Surface finish | CRISTALY |

Electrical part

| | |
|--------------------------|--------------------------------|
| Code | 92 |
| Type | G53 (QR111) |
| Power | MAX 20W |
| Tension | 12V |
| Light Output | ----- |
| Colour Temperature | ----- |
| CRI | ----- |
| Light Output of the lamp | |
| Dimmable | SI |
| Power Supply | Power Supply in counterceiling |
| Connection | 2 Silicon cables |
| Cover | |

General Data

| | |
|-----------------------|--------------------|
| Protection Index | IP20 |
| Isolation Class | III |
| Weight [Kg] | 1,3 |
| Country of production | MADE IN ITALY |
| Mounting instruction | 025.552_9010_REV03 |

Installation

| | |
|------------------|-----------------------|
| Multisize system | SI |
| Position | Wall/Ceiling lighting |

Packaging

| | |
|----------------------|--------------------|
| Type | White american Box |
| Measures AxBxH | 320x415x140mm |
| Gross Weight [Kg] | 1,6811 |
| Master carton | NO |
| Quantity of articles | |
| Measures AxBxH | |

Technical Data Sheet

4045C-92

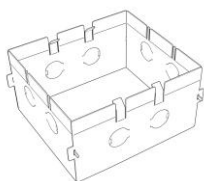
9010
novantadieci®

Fotometric Data

| <i>Electrical part</i> | | <i>Illuminance</i> |
|---------------------------------|----|--------------------|
| <i>Power</i> | | |
| <i>Light Output</i> | lm | |
| <i>Colour Temperature</i> | | |
| <i>CRI</i> | | |
| <i>Lamp Light Output</i> | % | |
| <i>Light Output of the lamp</i> | | |
| <i>Beam Angle</i> | | |
| <i>Beam Inclination</i> | | |

Accessories

Housing Box for Brickwork



Code 023.447
Measures 200X200X120mm
Measures of the hole on 230X230X130mm