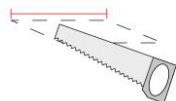




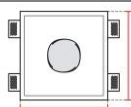
Req. space behind the plasterboard

75mm



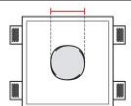
hole on the plasterboard

310x310mm



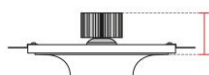
External measures

305x305mm



Measures of the light output

Ø111x-----mm



Height without electrical part

25mm



Protrusion

50mm



General notes

INCASSO A PLAFONE

8935M-3006

Recessed Spotlight / CRISTALY

Surface finish : CRISTALY

LED 6.5W / 350mA / 850lm / 3000°K / CRI85

Model

Code	8935M
Product family	INCASSO A PLAFONE
Type	Recessed Spotlight

Material/Surface finish

Code	004
Material	CRISTALY
Surface finish	CRISTALY

Electrical part

Code	3006
Type	LED
Power	6.5W
Current	350mA
Light Output	850lm
Colour Temperature	3000°K
CRI	85
Light Output of the lamp	731lm
Dimmable	SI
Power Supply	Power Supply in counterceiling
Connection	2 PVC cables
Cover	Satin Polycarbonate

General Data

Protection Index	IP20
Isolation Class	III
Weight [Kg]	2,9
Country of production	MADE IN ITALY
Mounting instruction	025.552_9010_REV03

Installation

Multisize system	SI
Position	Ceiling

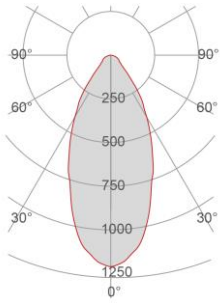
Packaging

Type	White american Box
Measures AxBxH	530x400x175mm
Gross Weight [Kg]	3,6606
Master carton	NO
Quantity of articles	
Measures AxBxH	

Technical Data Sheet

8935M-3006

Fotometric Data



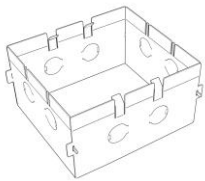
<i>Electrical part</i>	3006
<i>Power</i>	6.5W
<i>Light Output</i>	850lm
<i>Colour Temperature</i>	3000°K
<i>CRI</i>	85

<i>Illuminance</i>	1m	885lux
	2m	221lux
	3m	98lux
	4m	55lux
	5m	35lux

<i>Lamp Light Output</i>	86%
<i>Light Output of the lamp</i>	731lm
<i>Beam Angle</i>	46°
<i>Beam Inclination</i>	0°

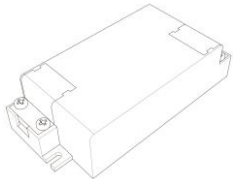
Accessories

Housing Box for Brickwork

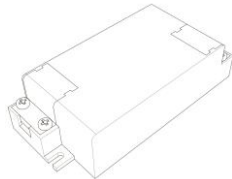


<i>Code</i>	023.480
<i>Measures</i>	310X310X80mm
<i>Measures of the hole on</i>	340X340X90mm

Standard Power Supply

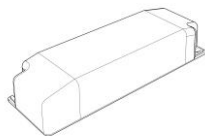


<i>Code</i>	026.251
<i>Measures</i>	88,5x41x23mm
<i>Power</i>	min6W max8,8W
<i>Input</i>	220-240V~W
<i>Output</i>	350mA

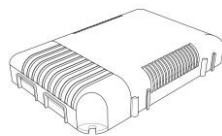


<i>Code</i>	026.252
<i>Measures</i>	88,5x41x23mm
<i>Power</i>	min12,6W max18,2W
<i>Input</i>	220-240V~W
<i>Output</i>	350mA

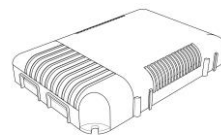
Dimmable Power Supply



<i>Code</i>	026.219
<i>Measures</i>	155x51x26mm
<i>Power</i>	16,1W
<i>Input</i>	220-240V~W
<i>Output</i>	350mA
<i>Dimmable</i>	PUSH/0-10V/DALI



<i>Code</i>	026.185
<i>Measures</i>	124x82x23mm
<i>Power</i>	min0,7W max35W
<i>Input</i>	180-295V~W
<i>Output</i>	350mA
<i>Dimmable</i>	PUSH/DALI



<i>Code</i>	026.187
<i>Measures</i>	124x82x23mm
<i>Power</i>	min0,7W max35W
<i>Input</i>	180-295V~W
<i>Output</i>	350mA
<i>Dimmable</i>	0-10V

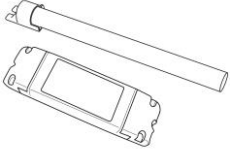
Technical Data Sheet

8935M-3006

9010
novantadieci®

Accessories

Other Accessories



<i>Code</i>	099.142
<i>Description</i>	Emergency Kit
<i>Notes</i>	