

# Technical Data Sheet

Last data update

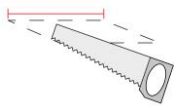
3/15/2016

9010  
novantadieci®



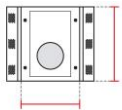
*Req. space behind the plasterboard*

15mm



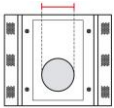
*hole on the plasterboard*

205x255mm



*External measures*

200x250mm



*Measures of the light output*

Ø90mm



*Height without electrical part*

25mm



*Height including the electrical part*

25mm

## Notes on measures

## General notes

## 15MM

4194B-2706

Recessed Spotlight / CRISTALY

Surface finish : CRISTALY

LED 6.5W / 350mA / 800lm / 2700°K / CRI85

## Model

Code	4194B
Product family	15MM
Type	Recessed Spotlight

## Material/Surface finish

Code	004
Material	CRISTALY
Surface finish	CRISTALY

## Electrical part

Code	2706
Type	LED
Power	6.5W
Current	350mA
Light Output	800lm
Colour Temperature	2700°K
CRI	85
Light Output of the lamp	504lm
Dimmable	SI
Power Supply	by Remote Power Supply
Connection	2 PVC cables
Cover	Etched Glass

## General Data

Protection Index	IP20-IP44
Isolation Class	III
Weight [Kg]	1,35
Country of production	MADE IN ITALY
Mounting instruction	025.409_9010_REV04

## Installation

Multisize system	NO
Position	Wall/Ceiling lighting

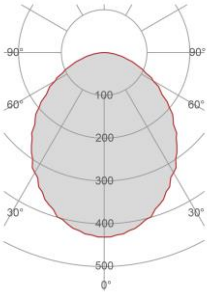
## Packaging

Type	White american Box
Measures AxBxH	375x375x120mm
Gross Weight [Kg]	1,6959
Master carton	NO
Quantity of articles	
Measures AxBxH	

# Technical Data Sheet

4194B-2706

## Fotometric Data



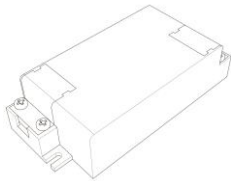
<i>Electrical part</i>	2706
<i>Power</i>	6.5W
<i>Light Output</i>	800lm
<i>Colour Temperature</i>	2700°K
<i>CRI</i>	85

<i>Illuminance</i>	1m	217lux
	2m	54lux
	3m	24lux
	4m	14lux
	5m	9lux

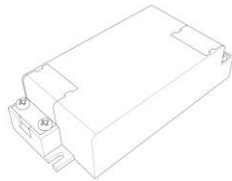
<i>Lamp Light Output</i>	63%
<i>Light Output of the lamp</i>	504lm
<i>Beam Angle</i>	96°
<i>Beam Inclination</i>	0°

## Accessories

### Standard Power Supply

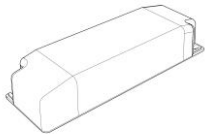


<i>Code</i>	026.251
<i>Measures</i>	88,5x41x23mm
<i>Power</i>	min6W max8,8W
<i>Input</i>	220-240V~W
<i>Output</i>	350mA

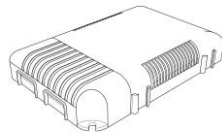


<i>Code</i>	026.252
<i>Measures</i>	88,5x41x23mm
<i>Power</i>	min12,6W max18,2W
<i>Input</i>	220-240V~W
<i>Output</i>	350mA

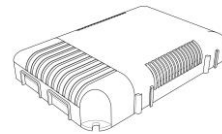
### Dimmable Power Supply



<i>Code</i>	026.219
<i>Measures</i>	155x51x26mm
<i>Power</i>	16,1W
<i>Input</i>	220-240V~W
<i>Output</i>	350mA
<i>Dimmable</i>	PUSH/0-10V/DALI

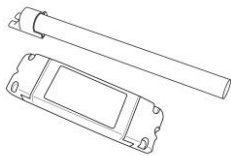


<i>Code</i>	026.185
<i>Measures</i>	124x82x23mm
<i>Power</i>	min0,7W max35W
<i>Input</i>	180-295V~W
<i>Output</i>	350mA
<i>Dimmable</i>	PUSH/DALI



<i>Code</i>	026.187
<i>Measures</i>	124x82x23mm
<i>Power</i>	min0,7W max35W
<i>Input</i>	180-295V~W
<i>Output</i>	350mA
<i>Dimmable</i>	0-10V

## Other Accessories



<i>Code</i>	099.142
<i>Description</i>	Emergency Kit
<i>Notes</i>	