

Technical Data Sheet

Last data update

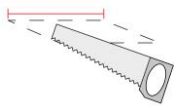
3/15/2016

9010
novantadieci®



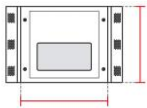
Req. space behind the plasterboard

15mm



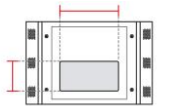
hole on the plasterboard

295x255mm



External measures

290x250mm



Measures of the light output

180x90mm



Height without electrical part

25mm



Height including the electrical part

25mm

Notes on measures

General notes

15MM

4193E-4026

Recessed Spotlight / CRISTALY

Surface finish : CRISTALY

LED 16W / 350mA / 2330lm / 4000°K / CRI85

Model

Code	4193E
Product family	15MM
Type	Recessed Spotlight

Material/Surface finish

Code	004
Material	CRISTALY
Surface finish	CRISTALY

Electrical part

Code	4026
Type	LED
Power	16W
Current	350mA
Light Output	2330lm
Colour Temperature	4000°K
CRI	85
Light Output of the lamp	1467,9lm
Dimmable	SI
Power Supply	by Remote Power Supply
Connection	2 PVC cables
Cover	Etched Glass

General Data

Protection Index	IP20-IP44
Isolation Class	III
Weight [Kg]	1,7
Country of production	MADE IN ITALY
Mounting instruction	025.409_9010_REV04

Installation

Multisize system	NO
Position	Wall/Ceiling lighting

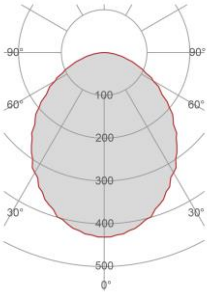
Packaging

Type	White american Box
Measures AxBxH	310x80x465mm
Gross Weight [Kg]	1,9364
Master carton	NO
Quantity of articles	
Measures AxBxH	

Technical Data Sheet

4193E-4026

Fotometric Data

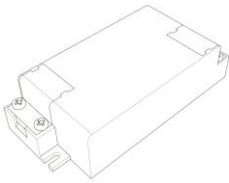


<i>Electrical part</i>	4026
<i>Power</i>	16W
<i>Light Output</i>	2330lm
<i>Colour Temperature</i>	4000°K
<i>CRI</i>	85
<i>Lamp Light Output</i>	63%
<i>Light Output of the lamp</i>	1467,9lm
<i>Beam Angle</i>	96°
<i>Beam Inclination</i>	0°

<i>Illuminance</i>	1m	633lux
	2m	158lux
	3m	70lux
	4m	40lux
	5m	25lux

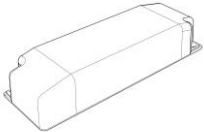
Accessories

Standard Power Supply

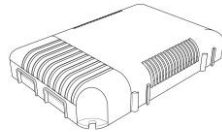


<i>Code</i>	026.252
<i>Measures</i>	88,5x41x23mm
<i>Power</i>	min12,6W max18,2W
<i>Input</i>	220-240V~W
<i>Output</i>	350mA

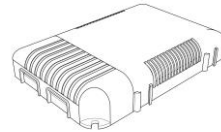
Dimmable Power Supply



<i>Code</i>	026.219
<i>Measures</i>	155x51x26mm
<i>Power</i>	16,1W
<i>Input</i>	220-240V~W
<i>Output</i>	350mA
<i>Dimmable</i>	PUSH/0-10V/DALI

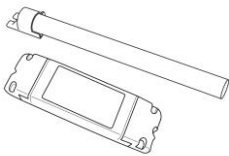


<i>Code</i>	026.185
<i>Measures</i>	124x82x23mm
<i>Power</i>	min0,7W max35W
<i>Input</i>	180-295V~W
<i>Output</i>	350mA
<i>Dimmable</i>	PUSH/DALI



<i>Code</i>	026.187
<i>Measures</i>	124x82x23mm
<i>Power</i>	min0,7W max35W
<i>Input</i>	180-295V~W
<i>Output</i>	350mA
<i>Dimmable</i>	0-10V

Other Accessories



<i>Code</i>	099.142
<i>Description</i>	Emergency Kit
<i>Notes</i>	